

A 1-PARAMETER FAMILY OF SPHERICAL CR UNIFORMIZATIONS OF THE FIGURE EIGHT KNOT COMPLEMENT

MARTIN DERAUX

ABSTRACT. We describe a simple fundamental domain for the holonomy group of the Deraux-Falbel spherical CR uniformization of the figure eight knot complement, and deduce that small deformations of that holonomy group (such that the boundary holonomy remains parabolic) also give a uniformization of the figure eight knot complement. Finally, we construct an explicit 1-parameter family of deformations of the Deraux-Falbel holonomy group such that the boundary holonomy is parabolic. For small values of the twist of these parabolic elements, this produces a 1-parameter family of pairwise non-conjugate spherical CR uniformizations of the figure eight knot complement.

1. INTRODUCTION

The existence of a complete hyperbolic structure on a 3-manifold has important topological consequences. For instance, this gives a definition of the volume of a knot (when a knot admits a complete hyperbolic structure, that structure is unique by Mostow rigidity, so the volume of that metric is a well-defined invariant).

In this paper, we focus on another kind of geometric structures on 3-manifolds, namely structures modeled on the boundary of a symmetric space X of negative curvature (transition maps are required to be locally given by isometries of X). The visual boundary $\partial_\infty X$ is then a 3-dimensional sphere if $X = H_{\mathbb{R}}^4$ or $H_{\mathbb{C}}^2$.

The first case gives rise to the theory of flat conformal structures, and the second one to the theory spherical CR structures. In the first case, one considers the unit ball model of $H_{\mathbb{R}}^4$, so the visual boundary is $S^3 \subset \mathbb{R}^4$, and the group of isometries of $H_{\mathbb{R}}^4$ acts as Möbius transformations (i.e. transformations that map spheres into spheres, of possibly infinite radius). Alternatively, one can use stereographic projection and think of S^3 as $\mathbb{R}^3 \cup \{\infty\}$; this would also correspond to using the upper half plane model for $H_{\mathbb{R}}^3$.

In the second case, using the ball model $\mathcal{B}^2 \subset \mathbb{C}^2$ one can identify $\partial_\infty H_{\mathbb{C}}^2$ with the unit sphere $S^3 \subset \mathbb{C}^2$. The action on the boundary is best understood in stereographic projection, and identifying $S^3 \setminus \{p_\infty\} \simeq \mathbb{R}^3 \simeq \mathbb{C} \times \mathbb{R}$ with the Heisenberg group. Isometries of $H_{\mathbb{C}}^2$ fixing p_∞ then acts as automorphisms of the Heisenberg group. Of course the Heisenberg group acting on itself by left translations gives many automorphisms (which correspond to the action of unipotent matrices), and one gets the full automorphism group by adjoining a rotation in $\mathbb{C} \times \mathbb{R}$ around the \mathbb{R} factor, and scaling of the form $(z, t) \mapsto (\lambda z, \lambda^2 t)$ (which corresponds to a loxodromic isometry), see section 3.2.

Even though a lot of partial results have been obtained (see [17], [13] for instance), the classification of 3-manifolds that admit a spherical CR structure is far from understood. When a manifold admits a spherical CR structure, the moduli space of such structures is also quite mysterious.

In this paper, we will be interested in a special kind of spherical CR structures, namely spherical CR *uniformizations* (in the literature, these are sometimes called complete spherical CR structures). These are characterized by the fact that the developing map of the structure is a diffeomorphism onto its image, which is a possibly proper open set in S^3 . In that case, the holonomy group is a discrete subgroup $\Gamma \subset PU(2, 1)$, and the image of the developing map is the domain of discontinuity Ω_Γ of Γ (i.e. the largest open set where the action is proper). The quotient $\Gamma \backslash \Omega_\Gamma$ is called the *manifold at infinity* of Γ .

The classification of 3-manifolds that admit a spherical CR uniformization is also an open problem. Recall that $H_{\mathbb{C}}^2$ is a homogeneous under the action of $PU(2, 1)$, and the isotropy group of a point is isomorphic to $U(2)$. In particular, finite subgroups of $U(2)$ such that nontrivial elements fix only the origin (in other words the groups should not contain any complex reflection) yield spherical CR uniformizable 3-manifolds with finite fundamental group.

In a similar vein, quotients of the Heisenberg group yield Nil manifolds that trivially admit a spherical CR uniformization, such that the holonomy group has a global fixed point, which is now in $\partial_\infty H_{\mathbb{C}}^2$ instead of $H_{\mathbb{C}}^2$.

It is also natural to consider stabilizers of totally geodesic subspaces in $H_{\mathbb{C}}^2$, namely copies of $H_{\mathbb{R}}^2$ and of $H_{\mathbb{C}}^1$. In that setting, Fuchsian groups (i.e. discrete subgroups of $SO(2, 1)$ or $SU(1, 1)$, seen as subgroups of $SU(2, 1)$) produce as their manifold at infinity a circle bundle over a surface (or more generally over a 2-orbifold). This class is more interesting than the previous one, because it is known that the corresponding groups often admit deformations (but not always, see [28]). We will summarize the results in this well developed line of research by saying simply that many Seifert 3-manifolds admit spherical CR uniformizations (see [15], [1], [19], [29] and others).

The class of *hyperbolic* manifolds that admit a spherical CR uniformization is also far from being understood. In a number of beautiful results that appeared in the last decade, Schwartz discovered that many hyperbolic manifolds admit spherical CR uniformizations, see [24], [26] and [27]. His starting point was to consider representations of triangle groups into $PU(2, 1)$, see [25], and to determine the manifold at infinity of well chosen such representations.

More recently, the figure eight knot complement was shown to admit a spherical CR uniformization [7] by following a somewhat different strategy, namely it was found as a byproduct of Falbel's program for finding representations of fundamental groups of triangulated 3-manifold into $PU(2, 1)$ (see [9]), or in $SL(3, \mathbb{C})$ (see [3]).

Falbel's construction turned out to produce lots of representations, and in fact so many that the geometric properties of the resulting representations are in general difficult to analyze. In order to make the list more tractable (and also for other reasons related to the study of Bloch groups), the search is often restricted to representations such that peripheral subgroups are mapped to unipotent matrices (matrices with 1 as their only eigenvalue).

The boundary unipotent representations for non-compact 3-manifolds with low complexity (i.e those that can be built by gluing up to three ideal tetrahedra) are listed in [11], and the geometry of some of these representations are analyzed in [7] and [5]. It turns out very few representations in that list are discrete.

It is quite clear however that the unipotent restriction is somewhat artificial. Part of the point of the present paper is to show that, at least in some cases, there are many boundary parabolic representations that are not unipotent, and that these representations carry just as much interesting geometric information about the 3-manifold.

Let M denote the figure eight knot complement. The main goal of this paper is to show that M admits a 1-parameter family of pairwise non conjugate spherical CR uniformizations.

We will build on the fact that M admits a unique spherical CR uniformization with unipotent boundary holonomy, as was shown in [7]. For future reference, we will refer to that structure simply as *the* boundary unipotent uniformization of M (see the precise uniqueness statement in [7]), and we denote the corresponding holonomy representation by ρ . In view of Schwartz's spherical CR Dehn surgery theorem [27], one expects that small deformations of the boundary unipotent holonomy representation should still be discrete, and they should have a manifold at infinity given by *some* Dehn filling of the figure eight knot complement.

In order to turn this into a proof, one could try and prove that the boundary unipotent representation satisfies the hypotheses of Schwartz's theorem, i.e. that its image is a horotube group (without exceptional parabolic elements), and that its limit set is porous. If that works, then it is enough to show that the group admits deformations, and to study the type of the deformed unipotent element; Schwartz's surgery formula shows in particular that (under some technical assumptions), if there are deformations where the unipotent peripheral holonomy stays parabolic, then the manifold at infinity should not change at all in small deformations.

Although a few examples of non-compact hyperbolic manifolds are known to admit spherical CR uniformizations (see [24], [26], [7]), the deformation theory of the holonomy representations of these examples is still quite mysterious. In particular, there are only two examples where non-trivial deformations are known to exist such that peripheral elements map to parabolic elements. These two examples are the figure eight knot complement and the Whitehead link complement. The results announced by Parker and Will, see [20] say that there are at least two different spherical CR uniformizations of the Whitehead link complement, and that there is a 1-parameter family of representations interpolating between their holonomy representations.

The first result of our paper gives an explicit construction of parabolic deformations.

Theorem 1.1. *There is a continuous 1-parameter family of irreducible representations $\rho_t : \pi_1(M) \rightarrow PU(2, 1)$, such that for each t , ρ_t maps peripheral subgroups of M onto a cyclic group generated by a single parabolic element with eigenvalues e^{it}, e^{it}, e^{-2it} .*

Given the eigenvalue condition, it should be clear that the representations ρ_t are pairwise non conjugate. We will choose ρ_t so that ρ_0 is the holonomy of the boundary unipotent spherical CR uniformization.

Note that the existence of such parabolic deformations was independently discovered by Pierre-Vincent Koseleff, using a variant of the method devised by Falbel to parametrize boundary unipotent representations of 3-manifolds, see [9], [3] and [11] for instance. An alternative parametrization of this family can also be obtained from the description of the full character variety, see [10].

We will use a more naïve construction, which is closer in spirit to Riley's parametrization of the character variety of the figure eight knot group (or more generally 2-bridge knot groups) into $PSL_2(\mathbb{C})$, see [22].

Our main result is the following.

Theorem 1.2. *There exists a $\delta > 0$ such that for $|t| < \delta$, ρ_t is the holonomy of a spherical CR uniformization of the figure eight knot complement.*

In order to show this, we will study the Ford domain for the image of ρ_0 , and we will show that it is generic enough for its combinatorics to be preserved under small deformations of ρ_0 . Note that this argument turns out to fail for the Ford domain of the holonomy of the spherical CR uniformization of the Whitehead link complement announced by Parker and Will in [20]. Indeed, the corresponding Ford domain has the same local combinatorial structure as the Dirichlet domain described in [7], in particular it has lots of tangent spinal spheres.

It will be clear to the reader familiar with the notion of horotubes [27] that the Ford domain exhibits an explicit horotube structure for the group, but since our construction of horotubes is actually very close to proving Theorem 1.2, we will give a detailed argument that does not quote Schwartz's result. Of course in many places, our proof parallels some of the intermediate results in [27].

We will not attempt to give an explicit allowable range of parameters t in Theorem 1.2, although it would certainly be interesting to do so (and also to try and make this range optimal).

The bulk of the work will be to describe the Ford domain for the holonomy group of the unipotent uniformization of M , and to show that it is generic enough for putative small deformations to have a fundamental domain with the same combinatorics.

The genericity that we will prove is genericity at infinity, namely we will show that each ideal vertex in the Ford domain lies on precisely three faces that intersect transversely at that point. For finite vertices, no genericity is to be expected, since the group is known to contain elliptic elements of order 3 and 4 (see [7]). In fact all the deformations we consider will preserve the conjugacy classes of these elliptic elements, and we will show that they do not affect the non-generic character of the fundamental domains at these points:

Proposition 1.3. *The image of ρ_t is a triangle group. More specifically, for all t , we have*

$$\rho_t(g_2)^4 = \rho_t(g_1g_2)^3 = \rho_t(g_2g_1g_2)^3 = id.$$

Acknowledgements: This work was partly supported by the ANR, through the grant SGT (“Structures Géométriques Triangulées”). The author also benefited from generous support from the GEAR network (NSF grants DMS 1107452, 1107263, 1107367), via funding of a long term visit at ICERM. The author warmly thanks ICERM for its hospitality.

2. THE REAL HYPERBOLIC FORD DOMAIN

In this section, we review the description of a cusp neighborhood for the figure eight knot complement. This is probably familiar to most readers, but the details will be used in the identification of the manifold at infinity of our complex hyperbolic groups.

Moreover, quite remarkably, the local combinatorics of the real hyperbolic Ford domain turn out to be exactly the same as the local combinatorics of our fundamental domain for the action of the group on the domain of discontinuity.

Recall that fundamental group has presentation

$$\langle g_1, g_2, g_3 \mid g_2 = [g_3, g_1^{-1}], g_1 g_2 = g_2 g_3 \rangle,$$

with peripheral subgroup generated by g_3^{-1} and $g_1(g_1 g_2)^{-1} g_3 g_2 g_3^{-1}$.

From this, one can find all type-preserving representations of $\pi_1(\mathfrak{m}004)$ up to conjugation, as in [21]. Indeed, the generators g_1 and g_3 should be parabolic elements in $SL_2(\mathbb{C})$, which we may assume to fix 0 and ∞ respectively. Since all parabolic elements are conjugate, we may assume

$$G_1 = \begin{pmatrix} 1 & 0 \\ -\omega & 1 \end{pmatrix}; G_3 = \begin{pmatrix} 1 & 1 \\ 0 & 1 \end{pmatrix}.$$

The relation $G_1[G_3, G_1^{-1}] = [G_3, G_1^{-1}]G_3$ in $PSL_2(\mathbb{C})$, is easily seen to imply $\omega^2 + \omega + 1$, so we may take

$$\omega = \frac{-1 + i\sqrt{3}}{2}.$$

The stabilizer of ∞ in $PSL_2(\mathbb{Z}[\omega])$ is clearly given by translations by Eisenstein integers, but the stabilizer in the group generated by G_1 and G_3 is slightly smaller, it can be checked to be generated by translations by 1 and $2i\sqrt{3}$ (see [21] for more details).

Recall that the Ford isometric sphere of an element

$$\begin{pmatrix} a & b \\ c & d \end{pmatrix}$$

is bounded by the circle $|cz + d| = 1$. The Ford domain turns out to be the region bounded by all spheres of radius 1 centered at Eisenstein integers. A schematic picture is shown in Figure 1, where the faces corresponding to $G_1^{\pm 1}$ (resp. $G_2^{\pm 1}$) are shaded in the same color, so the corresponding 2-faces get identified by the corresponding isometries. The complete description of identifications on bottom face of the prism is given in Figure 2, and there are also identifications on the vertical sides of the prism, which are simply given by translations whenever these sides are parallel. Note that these identifications are described in [21]; using current computer technology, they can also be found using the pictures produced by SnapPy.

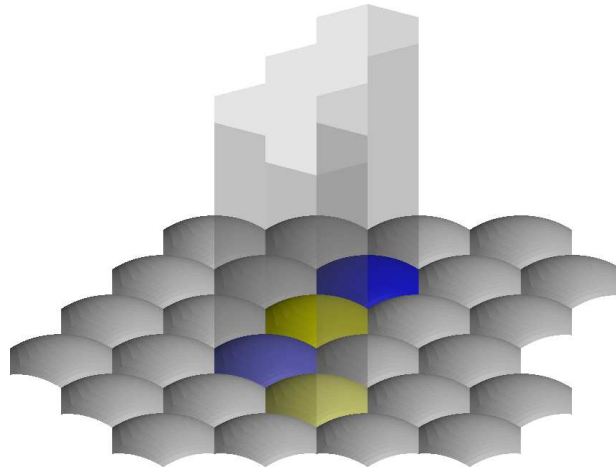


FIGURE 1. A fundamental domain for the action of Γ is an infinite chimney over the union of four hexagons, each hexagons living in a unit hemisphere around the appropriate Eisenstein integer.

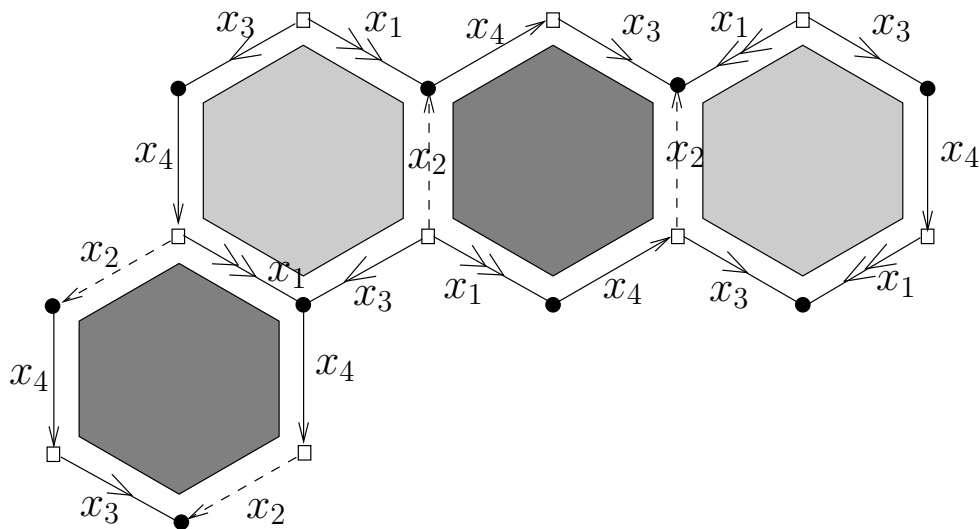


FIGURE 2. Bottom of the prism (spine of the figure eight knot complement).

3. BASIC COMPLEX HYPERBOLIC GEOMETRY

In this section we review some basic material about the complex hyperbolic plane. The reader can find more details in [14].

Recall that $\mathbb{C}^{2,1}$ denotes \mathbb{C}^3 , equipped with a Hermitian form of signature (2,1). The standard such form is given by $\langle Z, W \rangle = V_1 \overline{W}_3 + V_2 \overline{W}_2 + V_3 \overline{W}_1 = W^* J V$, where

$$J = \begin{pmatrix} 0 & 0 & 1 \\ 0 & 1 & 0 \\ 1 & 0 & 0 \end{pmatrix}.$$

We denote by $U(2, 1)$ the subgroup of $GL(3, \mathbb{C})$ that preserves that Hermitian form, and by $PU(2, 1)$ the same group modulo scalar matrices. It is sometimes convenient to work with $SU(2, 1)$, which is a 3-fold cover of $PU(2, 1)$.

The complex hyperbolic plane $H_{\mathbb{C}}^2$ is the set of negative complex lines in $\mathbb{C}^{2,1}$, equipped with a Kähler metric that is invariant under the action of $PU(2, 1)$. Such a metric is unique up to scaling, and it turns out to have constant holomorphic sectional curvature (which one can choose to be -1).

It is well known that the maximal totally geodesic submanifolds of $H_{\mathbb{C}}^2$ are copies of $H_{\mathbb{C}}^1$ (with curvature -1) and copies of $H_{\mathbb{R}}^2$ (with curvature $-1/4$).

3.1. Bisectors. The corresponding distance function is given by

$$\cosh^2 \frac{1}{2} d(z, w) = \frac{|\langle Z, W \rangle|^2}{\langle Z, Z \rangle \langle W, W \rangle},$$

where Z (resp. W) denotes a representative of z (resp. w). Given two points $p \neq q \in H_{\mathbb{C}}^2$, the locus $\mathcal{B}(p, q)$ of points that are equidistant of p and q is often called a bisector. Beware that isometries switching p and q do not fix the corresponding bisector pointwise, and in fact bisectors are not totally geodesic.

Every bisector in $H_{\mathbb{C}}^2$ is diffeomorphic the unit ball in \mathbb{R}^3 , in such a way that the vertical axis is the real spine, complex slices are horizontal disks, and real slices are disks in vertical planes containing the vertical axis. One way to do this explicitly for the bisector $\mathcal{B}(p, q)$ is to scale q by a complex number of modulus one so that $\langle p, q \rangle$ is real and negative. Then an orthogonal basis for $\mathbb{C}^{2,1}$ is given by $v_0 = p + q$, $v_1 = p - q$, $v_2 = v_0 \boxtimes v_1$ (\boxtimes denotes the Hermitian cross product, see p.43 of [14]). Of course this basis can be made Lorentz orthonormal by scaling its vectors so that $\langle v_0, v_0 \rangle = -1$, $\langle v_1, v_1 \rangle = 1$ and $\langle v_2, v_2 \rangle = 1$. The bisector then can be parametrized by $(z, t) \in \mathbb{C} \times \mathbb{R}$ by taking vectors of the form

$$v_0 + i t v_1 + z v_2.$$

Given a set $S \subset H_{\mathbb{C}}^2$, we write $\mathcal{B}(S)$ for the locus equidistant of all point in S , which can be thought of as an intersection of bisectors.

The intersection of two bisectors is usually not totally geodesic, but it can be in some rare instances. When p, q and r are not in a common complex line (i.e. when lifts of these vectors are linearly independent), the locus $\mathcal{B}(p, q, r)$ of points equidistant of p, q and r is a smooth non totally geodesic disk, and is often called a Giraud disk, see [12]. The following property is crucial when studying fundamental domains (see [12], [14]).

Theorem 3.1. *If p, q and r are not in a common complex line, then $\mathcal{B}(p, q, r)$ is contained in precisely three bisectors, namely $\mathcal{B}(p, q)$, $\mathcal{B}(q, r)$ and $\mathcal{B}(p, r)$.*

Note that checking whether an isometry maps a Giraud disk to another is equivalent to check that the corresponding triple of points are mapped to each other.

In order to study Giraud disks, we will use spinal coordinates. The complex slices of $\mathcal{B}(p, q)$ are given explicitly by choosing a lift \tilde{p} (resp. \tilde{q}) of p (resp. q).

When $p, q \in H_{\mathbb{C}}^2$, we simply choose lifts such that $\langle \tilde{p}, \tilde{p} \rangle = \langle \tilde{q}, \tilde{q} \rangle$. In this paper, we will mainly use these parametrization when $p, q \in \partial_{\infty} H_{\mathbb{C}}^2$; in that case, the condition $\langle \tilde{p}, \tilde{p} \rangle = \langle \tilde{q}, \tilde{q} \rangle$ is vacuous, since all lifts are null vectors. In that case, we choose some fixed lift \tilde{p} for the center of the Ford domain, and we take $\tilde{q} = Gp$ for some $G \in U(2, 1)$. If a different matrix $G' = SG$, with S a scalar matrix, note that the diagonal element of S is a unit complex number, so \tilde{q} is well defined up to a unit complex number.

The complex slices of $\mathcal{B}(p, q)$ are obtained as (the set of negative lines in) $(\bar{z}\tilde{p} - \tilde{q})^{\perp}$ for some arc of values of $z \in S^1$, which is determined by requiring that $\langle \bar{z}\tilde{p} - \tilde{q}, \bar{z}\tilde{p} - \tilde{q} \rangle > 0$.

Since a point of the bisector is on precisely one complex slice, we can parametrize $\mathcal{B}(p, q, r)$ by $(z_1, z_2) \in S^1 \times S^1$ via

$$(1) \quad V(z_1, z_2) = (\bar{z}_1 p - q) \boxtimes (\bar{z}_2 p - r) = q \boxtimes r + z_1 r \boxtimes p + z_2 p \boxtimes q.$$

The Giraud disk corresponds to the $(z_1, z_2) \in S^1 \times S^1$ such that $\langle V(z_1, z_2), V(z_1, z_2) \rangle < 0$ (it follows from the fact that the bisectors are covertical that this region is a topological disk, but this is not obvious, see chapters 8 and 9 in [14]).

The boundary at infinity $\partial_{\infty} \mathcal{B}(p, q, r)$ is a circle, given in spinal coordinates by the equation

$$(2) \quad \langle V(z_1, z_2), V(z_1, z_2) \rangle = 0$$

Note that the choice of two lifts of q and r affects the spinal coordinates by rotation on each of the S^1 factors.

A defining equation for the trace of another bisector $\mathcal{B}(a, b)$ on the Giraud disk $\mathcal{B}(p, q, r)$ can be written in the form

$$(3) \quad |\langle V(z_1, z_2), a \rangle| = |\langle V(z_1, z_2), b \rangle|,$$

provided a, b are suitably chosen lifts. The expressions $\langle V(z_1, z_2), a \rangle$ and $\langle V(z_1, z_2), b \rangle$ are affine in z_1, z_2 .

These triple bisector intersections can be parametrized fairly explicitly, because one can solve the equation $|\langle V(z_1, z_2), a \rangle|^2 = |\langle V(z_1, z_2), b \rangle|^2$ for one of the variables z_1 or z_2 , simply by solving a quadratic equation. A detailed explanation of how this works can be found in section 2.3 of [7], we will also review this in section 5.3.3.

Note that our parameters also give a parametrization of the intersection in $P_{\mathbb{C}}^2$ of the extors extending the bisectors, see chapter 8 of [14]. The Giraud disk is a disk in the intersection of the extors, which is a torus.

3.2. Siegel half space and the Heisenberg group. The complex analogue of the upper half space model for $H_{\mathbb{R}}^n$ is the Siegel half space, which is obtained by sending the line spanned by $(1, 0, 0)$ to infinity. We denote the corresponding point of $\partial_{\infty} H_{\mathbb{C}}^2$ by p_{∞} .

More precisely, we take affine coordinates $z_1 = Z_1/Z_3$, $z_2 = Z_2/Z_3$, and a negative complex line has a unique representative of the form $(z_1, z_2, 1)$ with

$$2\Re(z_1) + |z_2|^2 < 0$$

A large part of the stabilizer of the point at infinity is given by unipotent upper triangular matrices. One easily checks that such a matrix preserve the Hermitian form J if and only if it can be written as

$$\begin{pmatrix} 1 & -\bar{a}\sqrt{2} & -|a|^2 + is \\ 0 & 1 & a\sqrt{2} \\ 0 & 0 & 1 \end{pmatrix}$$

for some $(a, s) \in \mathbb{C} \times \mathbb{R}$. Since these upper triangular matrices form a group, we get a group law on $\mathbb{C} \times \mathbb{R}$, given by

$$(4) \quad (a, s) * (a', s') = (a + a', s + s' + 2Im(a\bar{a}')).$$

This is the so-called Heisenberg group law.

The action of the unipotent stabilizer of p_∞ is simply transitive on $\partial_\infty H_{\mathbb{C}}^2 - \{p_\infty\}$, so we will often identify the latter with $\mathbb{C} \times \mathbb{R}$.

The boundary at infinity of totally geodesic subspaces can be seen in somewhat simple terms in $\mathbb{C} \times \mathbb{R}$. The boundary of a copy of $H_{\mathbb{C}}^1$ (which is the intersection of an affine line in \mathbb{C}^2 with the Siegel half space) is called a \mathbb{C} -circle. These are ellipses that project to circles in \mathbb{C} (or possibly vertical lines, if they go through p_∞).

The boundary of copies of $H_{\mathbb{R}}^2$ (which are images under arbitrary isometries of the set of real points in the Siegel half space) intersect the boundary at infinity in a so-called \mathbb{R} -circle. In Heisenberg, these are curves that project to lemniscates in C (see chapter 4 of [14], for instance).

The full stabilizer of p_∞ is generated by the above unipotent group, together with the isometries of the form

$$\begin{pmatrix} 1 & 0 & 0 \\ 0 & e^{i\theta} & 0 \\ 0 & 0 & 1 \end{pmatrix}, \quad \begin{pmatrix} \lambda & 0 & 0 \\ 0 & 1 & 0 \\ 0 & 0 & 1/\lambda \end{pmatrix},$$

where $\theta, \lambda \in \mathbb{R}$, $\lambda \neq 0$. The first one acts on Heisenberg as a rotation with vertical axis:

$$(a, s) \mapsto (e^{i\theta}a, s),$$

whereas the second one acts as

$$(a, s) \mapsto (la, l^2s).$$

There is a natural invariant metric on the Heisenberg group, called the Cygan metric, given by $d(g, g') = \|g^{-1}g'\|$, and the norm of an element of the Heisenberg group is given by

$$(5) \quad \|(z, t)\| = \| |z|^2 + it \|^{1/2}$$

Spinal spheres turn out to be the boundary at infinity of bisectors.

3.3. Ford domains and the Poincaré polyhedron theorem. Let Γ be a subgroup of $PU(2, 1)$, let $q \in \partial_\infty H_{\mathbb{C}}^2$ and let Q denote a lift of q in $\mathbb{C}^{2,1}$.

Definition 3.2. *The Ford domain for Γ centered at q is the set $F_{\Gamma,q}$ of points $z \in H_{\mathbb{C}}^2$ such that*

$$|\langle Z, Q \rangle| \leq |\langle Z, G(Q) \rangle|$$

where G is a matrix representative of some element $g \in \Gamma$.

The inequality is actually independent of the lift $G \in U(2, 1)$ chosen for $g \in PU(2, 1)$.

For a given $g \in \Gamma$ and lift $G \in U(2, 1)$, we denote by \mathcal{B}_g the bisector given in homogeneous coordinates by

$$(6) \quad |\langle Z, Q \rangle| = |\langle Z, G(Q) \rangle|.$$

We denote by $b_g = \mathcal{B}_g \cap F$, i.e. the face of F that lies on the bisector \mathcal{B}_g . For a general $g \in \Gamma$, b_g may have dimension smaller than 3 (in fact it is often empty).

The basic fact is that if q has trivial stabilizer in Γ , then $F = F_{\Gamma,q}$ is a fundamental domain for its action. However, it is customary to take q to have a nontrivial stabilizer $H \subset \Gamma$, in which case F is only a fundamental domain modulo the action of H . In other words, in that case, F is a fundamental domain for the decomposition of Γ into cosets of H .

It is usually very hard to determine F explicitly; in order to prove that a given polyhedron is equal to F , the main tool is the Poincaré polyhedron theorem. The basic idea is that the sides of F should be paired by isometries, and the images of F under these so-called side-pairing maps should give a local tiling of $H_{\mathbb{C}}^2$. If they do (and if the quotient of F by the identifications given by the side-pairing maps is complete), then the Poincaré polyhedron implies that the images of F actually give a global tiling.

Once a fundamental domain is obtained, one gets an explicit presentation of Γ in terms of the generators given by the side-pairing maps together with a generating set for the stabilizer H , the relations corresponding to so-called ridge cycles (which correspond to the local tiling near each codimension two face).

For more details on this theorem, see [7], [8] and [18].

4. A BOUNDARY PARABOLIC FAMILY OF REPRESENTATIONS

In this section, we parametrize a neighborhood of the unipotent solution in the character variety $\chi(\pi_1(M), PU(2, 1))$. We will use the presentation

$$\langle g_1, g_2, g_3 \mid g_1 g_2 = g_2 g_3, g_2 = [g_3, g_1^{-1}] \rangle.$$

If the fixed points of G_1 and G_3 are distinct, we may assume

$$(7) \quad G_1 = \begin{pmatrix} \lambda & a & b \\ 0 & \bar{\lambda}^2 & c \\ 0 & 0 & \lambda \end{pmatrix}, \quad G_3 = \begin{pmatrix} \lambda & 0 & 0 \\ f & \bar{\lambda}^2 & 0 \\ e & d & \lambda \end{pmatrix},$$

were $|\lambda| = 1$.

Note that the representation considered in [7] is obtained by taking

$$\lambda = 1, a = d = 1, c = f = -1, b = \bar{e} = -(1 + i\sqrt{7})/2$$

in equation (7).

The fact that G_1 and G_3 be isometries of the form J implies

$$c = -\bar{a}\bar{\lambda}, \quad f = -\bar{d}\bar{\lambda}.$$

We then compute the commutator $G_2 = [G_3, G_1^{-1}]$, and consider the system of equations given by $R = 0$, where

$$(8) \quad R = G_1 G_2 - G_2 G_3.$$

Note that this already restricts the character variety, since we only consider representations into $U(2, 1)$ rather than $PU(2, 1)$, but this is fine if we are after a neighborhood of the boundary unipotent solution, where the relation (8) holds in $U(2, 1)$.

Requiring that G_1 and G_3 preserve the standard antidiagonal form, we must have

$$(9) \quad \begin{cases} |d|^2 + \bar{e}\lambda + e\bar{\lambda} = 0 \\ |a|^2 + \bar{b}\lambda + b\bar{\lambda} = 0 \end{cases}$$

The $(1, 1)$ -entry of R is given by

$$(10) \quad (|a|^2 e - |d|^2 b)(1 + \bar{a}d - \lambda^3 - \bar{\lambda}^3).$$

The first factor does not vanish for the boundary unipotent solution, so in its component we must have

$$(11) \quad 1 + \bar{a}d = \lambda^3 + \bar{\lambda}^3.$$

Note that by conjugation by a diagonal matrix with diagonal entries k_1, k_2, k_3 , we can assume that $a \in \mathbb{R}$ (and we can also impose that $|b|$ is given by any positive real number). Equation (11) then implies that d is real as well, so from this point on we assume

$$a, d \in \mathbb{R}.$$

The $(2, 2)$ -entry of R can then be written as

$$-(|a|^2 e - |d|^2 b)(a^2 e \bar{\lambda}^4 + a^2 d^2 \bar{\lambda}^3 - ad + be \bar{\lambda}^5 - 1 + bd^2 \bar{\lambda}^4),$$

so we get the equation

$$(12) \quad a^2 e \bar{\lambda}^4 + a^2 d^2 \bar{\lambda}^3 - ad + be \bar{\lambda}^5 - 1 + bd^2 \bar{\lambda}^4.$$

Using the relations (9) and (11), (12), can be rewritten as

$$(13) \quad be\lambda = \lambda^3 + \bar{\lambda}^3.$$

As mentioned above, by conjugation by a diagonal matrix, we can adjust $|b|$, for instance so that

$$|b|^2 = \lambda^3 + \bar{\lambda}^3,$$

and in that case (13) implies

$$|e|^2 = |b|^2.$$

We will now show that, given λ , the following system has precisely two solutions:

$$(14) \quad \begin{cases} a^2 + \bar{b}\lambda + b\bar{\lambda} = 0 \\ d^2 + \bar{e}\lambda + e\bar{\lambda} = 0 \\ 1 + ad = \lambda^3 + \bar{\lambda}^3 \\ eb\lambda = \lambda^3 + \bar{\lambda}^3 \\ |b|^2 = \lambda^3 + \bar{\lambda}^3. \end{cases}$$

In order to do that, note that the first three imply

$$b\bar{e} + \bar{b}e = 1 - 2(\lambda^3 + \bar{\lambda}^3),$$

and the last two imply

$$e = \bar{b}\lambda.$$

Putting these two together, we get

$$(15) \quad \Re(b^2\lambda) = \frac{1}{2} - 2\kappa,$$

where we have written

$$(16) \quad \kappa = (\lambda^3 + \bar{\lambda}^3)/2.$$

The equation $\Re(z) = \frac{1}{2} - 2\kappa$ has a solution with $|z| = 2\kappa$ if and only if

$$2\kappa \geq \frac{1}{2} - 2\kappa,$$

and in that case one gets a simple formula for the solutions (intersect a vertical line with the circle of radius $|2\kappa|$ centered at the origin).

We get that (15) has solutions if and only if $\kappa \geq \frac{1}{8}$, and the solutions are given by

$$(17) \quad b^2\lambda = \frac{1}{2} - 2\kappa \pm i\sqrt{\frac{1}{2}(4\kappa - \frac{1}{2})}.$$

This determines b up to its sign, opposite values clearly giving conjugate groups (they differ by conjugation by a diagonal matrix). The two values also yield isomorphic groups, obtained from each other by complex conjugation.

We will choose the solution to match the notation for the unipotent solution given in [7], which corresponds to $\lambda = 1$, $a = d = 1$, $b = -\frac{1+i\sqrt{7}}{2}$ and $e = -\frac{1-i\sqrt{7}}{2}$.

As a consequence, we take

$$b = -\frac{1 + i\sqrt{8\kappa - 1}}{2\sqrt{\lambda}},$$

where we take the squareroot to vary continuously near $\lambda = 1$.

The system (14) then gives values for the other parameters, namely

$$e = 2\kappa/b\lambda = -\frac{1 - i\sqrt{8\kappa - 1}}{2\sqrt{\lambda}},$$

and one easily writes an explicit formula for a and d (once again, these are determined only up to sign, but changing a to $-a$ can be effected by conjugation by a diagonal matrix). The formula is as follows,

$$a = \sqrt{(4\mu^2 - 3)\mu + \sqrt{8\kappa - 1}(4\mu^2 - 1)\nu}, \quad d = \sqrt{(4\mu^2 - 3)\mu - \sqrt{8\kappa - 1}(4\mu^2 - 1)\nu},$$

where we have written $\sqrt{\lambda} = \mu + i\nu$ with μ, ν real. In terms of this new parameter, the condition $\kappa > 1/8$ translates into

$$\mu > \cos\left(\frac{1}{3} \arctan \frac{\sqrt{7}}{3}\right) = 0.9711209254\dots$$

In fact, in order to get a and d to be real, we also need

$$(4\mu^2 - 3)\mu - \sqrt{8\kappa - 1}(4\mu^2 - 1)\nu \geq 0,$$

which translates into $\mu \geq \cos(\pi/18)$. The value $\mu = \cos(\pi/18)$ corresponds to a situation where $d = 0$.

4.1. Triangle group relations. The following matrices can be computed explicitly:

$$G_2 = \begin{pmatrix} 1 + \lambda^3 & a\bar{\lambda} - \bar{b}d & (e + b)\bar{\lambda} \\ ab - d\bar{\lambda}^2 & -\lambda^3 & 0 \\ (e + b)\bar{\lambda} & 0 & 0 \end{pmatrix}$$

$$G_1G_2 = \begin{pmatrix} \lambda & a(1 - \lambda^3) - ed\lambda^2 & (e + b) \\ -\bar{\lambda}^2(ae + d\bar{\lambda}^2) & -\lambda & 0 \\ (e + b) & 0 & 0 \end{pmatrix}$$

$$G_1^2G_2 = \begin{pmatrix} \bar{\lambda} & -\lambda^3(a\lambda + ed) & (e + b)\lambda \\ \lambda^2(ab + d\lambda) & -\bar{\lambda} & 0 \\ (e + b)\lambda & 0 & 0 \end{pmatrix}$$

In particular,

$$\text{tr}(G_2) = 1, \quad \text{tr}(G_1G_2) = 0, \quad \text{tr}(G_2G_1G_2) = 0,$$

or in other words,

$$G_2^4 = id, \quad (G_1G_2)^3 = id, \quad (G_1^2G_2)^3 = id.$$

The last two relations imply that

$$(G_2G_1G_2)^3 = id.$$

Proposition 4.1. *Throughout the twist parabolic deformation, we have $G_1G_2 = G_2G_3$, $G_2 = [G_3, G_1^{-1}]$, $G_2^4 = id$, $(G_1G_2)^3 = id$, $(G_2G_1G_2)^3 = id$.*

4.2. Fixed points of elliptic elements. Note also that for each of the three matrices G_2 , G_1G_2 and $G_1^2G_2$, the negative eigenvector is the one with eigenvalue 1 (indeed, this is true for the unipotent solution, so it hold throughout the corresponding component of the character variety).

For future reference, we give explicit formulas for these fixed points:

$$\begin{aligned} p_2 &= \left(1 + \lambda^3, ab - d\bar{\lambda}^2, (\bar{\lambda} + \lambda^2)(e + b) \right), \\ p_{12} &= \left(1 + \lambda, -\bar{\lambda}^2(ae + d\bar{\lambda}^2), (1 + \bar{\lambda})(e + b) \right), \\ p_{112} &= \left(1 + \bar{\lambda}, \lambda^2(ab + d\bar{\lambda}), (\bar{\lambda} + \bar{\lambda}^2)(e + b) \right). \end{aligned}$$

Lemma 4.2. *Throughout the deformation, p_2 is on six bounding bisectors, corresponding to the group following elements*

$$2, \bar{2}, 3, 12, \bar{1}\bar{2}, \bar{1}3.$$

Proof: The statement about $G_2^{\pm 1}$ is obvious since p_2 is fixed by G_2 . The other four statements all follow from

$$(18) \quad d(p_2, p_0) = d(p_2, (G_2G_1)^{-1}p_0).$$

Indeed,

$$d(p_2, (G_2G_1)^{-1}p_0) = d(p_2, G_2^{-1}G_1^{-1}G_2^{-1}p_0) = d(p_0, G_1G_2p_0),$$

where we have used $(G_1G_2)^3 = id$. Similarly, using $G_1G_2 = G_2G_3$, we get

$$d(p_2, G_1G_2p_0) = d(p_2, G_2^{-1}G_1G_2p_0) = d(p_0, G_3p_0).$$

Finally, using $G_2 = [G_3, G_1^{-1}]$ we get

$$d(p_2, G_3p_0) = d(p_2, G_2^{-1}G_3p_0) = d(p_0, G_1^{-1}G_3p_0).$$

In order to prove (18), we compute

$$G_1^{-1}G_2^{-1}p_0 = (\bar{b} + \bar{e})\lambda(\bar{b}, a, \bar{\lambda}),$$

and we observe $|(\bar{b} + \bar{e})\lambda| = 1$, so we need only check

$$|\langle p_2, p_0 \rangle| = |\langle p_2, X \rangle|,$$

where $X = (\bar{b}, a, \bar{\lambda})$. Now

$$|\langle p_2, p_0 \rangle|^2 = |(\lambda + \bar{\lambda}^2)(\bar{e} + \bar{b})|^2 = |1 + \lambda^3|^2 = 2 + \lambda^3 + \bar{\lambda}^3,$$

and

$$\langle p_2, X \rangle = \bar{\lambda}(2 - \lambda^3 - \bar{\lambda}^3 - b^2\lambda), \quad |\langle p_2, X \rangle|^2 = 2 + \lambda^3 + \bar{\lambda}^3.$$

□

Lemma 4.3. *Through the deformation, $p_{\bar{1}21} = G_1^{-1}p_2$ stays on six bounding bisectors, corresponding to the following group elements:*

$$2, \bar{1}21, \bar{1}\bar{2}1, \bar{1}31, \bar{1}\bar{1}\bar{2}11, \bar{1}\bar{1}311.$$

Proof: The statement follows from Lemma 4.2 by conjugation by G_1^{-1} (which by definition fixes p_0). \square

5. COMBINATORICS OF THE FORD DOMAIN IN THE UNIPOTENT CASE

In this section, we denote by Γ the image of ρ_0 . It is generated by the matrices

$$G_1 = \begin{pmatrix} 1 & 1 & -\frac{1}{2} - \frac{\sqrt{7}}{2}i \\ 0 & 1 & -1 \\ 0 & 0 & 1 \end{pmatrix}, \quad G_3 = \begin{pmatrix} 1 & 0 & 0 \\ -1 & 1 & 0 \\ -\frac{1}{2} + \frac{\sqrt{7}}{2}i & 1 & 1 \end{pmatrix}.$$

One then sets

$$G_2 = [G_3, G_1^{-1}].$$

We will sometimes use word notation, so that $23\bar{1}3$ denotes $G_2G_3G_1^{-1}G_3$, for instance.

We consider the Ford domain centered at the fixed point of G_1 , which is p_∞ in the notation of section 3.3, and work in the Siegel half space.

We denote by $P = \langle G_1 \rangle$, and by F the corresponding Ford domain. We wish to prove that F is a fundamental domain for the action of the cosets of P in Γ .

We denote by $S = \{G_2, G_2^{-1}, G_3, G_3^{-1}\}$, and by S^P the set of all conjugates of elements of S by powers of G_1 . We consider the partial Ford domain D defined in homogeneous coordinates Z by the inequalities

$$|\langle Z, Q \rangle| \leq |\langle Z, G(Q) \rangle|$$

for all $G \in S^P$. Clearly $F \subset D$, but we mean to prove:

Theorem 5.1. $F = D$.

The key steps in the proof of Theorem 5.1 will be the following:

- Determine the combinatorics of D ;
- Show that the elements in S together with their conjugates under powers of G_1 define side-pairing maps for D ;
- Verify the hypotheses of the Poincaré polyhedron theorem.

5.1. Statement of the combinatorics. Clearly D is G_1 -invariant, so it is enough to describe the combinatorics of b_g for $g \in S$, i.e. $g = G_2^{\pm 1}, G_3^{\pm 1}$. We will call the corresponding four faces b_1, b_2, b_3 and b_4 ; the corresponding bisectors will be denoted by $\mathcal{B}_1, \mathcal{B}_2, \mathcal{B}_3$ and \mathcal{B}_4 . Finally, the spinal spheres at infinity of these four bisectors will be denoted by $\mathcal{S}_1, \mathcal{S}_2, \mathcal{S}_3, \mathcal{S}_4$.

We describe their combinatorics in the form of pictures, see Figures 3-4. Each picture is drawn in projection from a picture where the bisector is identified with the unit ball in \mathbb{R}^3 (see section 3.1). Concretely, we use spinal coordinates on 2-faces, and parametrize 1-faces by solving equations of the form 3 for one of the variables.

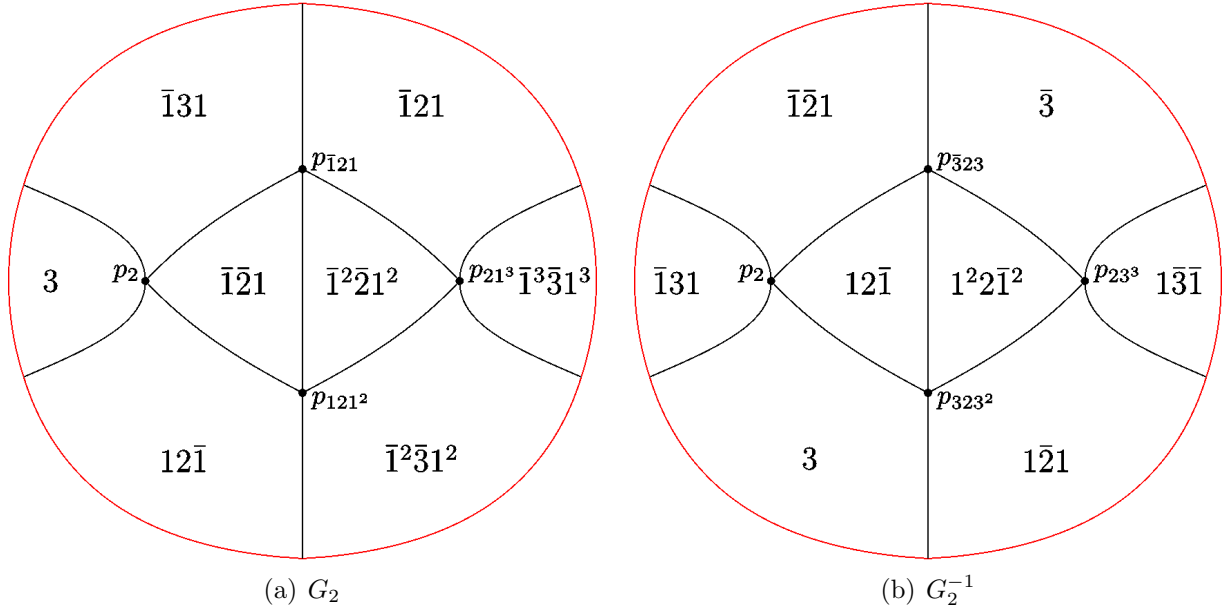


FIGURE 3. The combinatorics of the face corresponding to G_2 and G_2^{-1} ; all 2-faces are labelled, except for the boundary at infinity, which is a disk bounded by the most exterior curve. We also label the finite vertices, namely for $w \in \Gamma$, p_w denotes being the isolated fixed point of w .

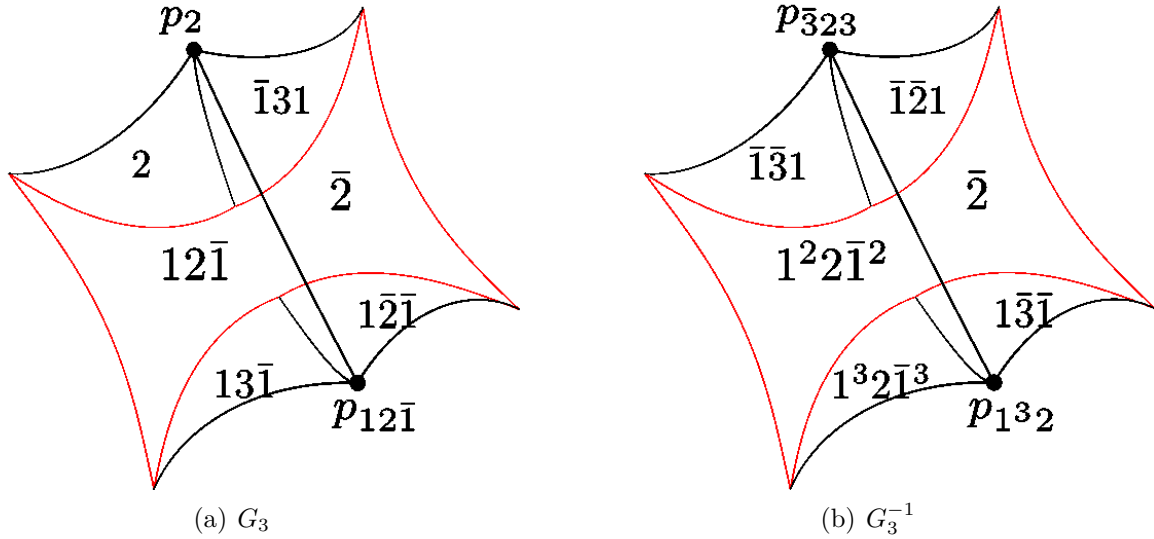


FIGURE 4. The combinatorics of the face corresponding to G_3 and G_3^{-1} .

We also give a list of vertices on the core faces, and also a list of the bounding bisectors that each vertex lies on, see 1 and 2.

Word	bounding bisectors
2	2, 2, 3, 121, 121, 131
$\bar{1}21$	2, $\bar{1}21$, $\bar{1}2\bar{1}$, $\bar{1}31$, $\bar{1}^2\bar{2}1^2$, $\bar{1}^2\bar{3}1^2$
21^2	2, $\bar{1}21$, $\bar{1}^2\bar{2}1^2$, $\bar{1}^2\bar{3}1^2$, $\bar{1}^3\bar{2}1^3$, $\bar{1}^3\bar{3}1^3$
121^2	2, $12\bar{1}$, $\bar{1}2\bar{1}$, $\bar{1}3\bar{1}$, $\bar{1}^2\bar{2}1^2$, $\bar{1}^2\bar{3}1^2$

TABLE 1. Finite vertices on the face for G_2 . For each vertex v , we give a word w for an element that fixes precisely v , and list the words for the bounding bisectors that contain v .

Word	bounding bisectors
2	2, 2, 3, 121, 121, 131
$\bar{3}23$	$\bar{2}$, $\bar{3}$, $12\bar{1}$, $\bar{1}2\bar{1}$, $\bar{1}3\bar{1}$, $1^2\bar{2}1^2$
23^3	$\bar{2}$, $\bar{3}$, $12\bar{1}$, $13\bar{1}$, $1^2\bar{2}1^2$, $1^3\bar{2}1^3$
323^2	$\bar{2}$, $\bar{3}$, $12\bar{1}$, $12\bar{1}$, $13\bar{1}$, $1^2\bar{2}1^2$

TABLE 2. Finite vertices on the face for G_2^{-1} .

5.2. **Effective local finiteness.** The goal of this section is to show that a given face of the Ford domain intersects only finitely many faces. Since the domain is by construction G_1 -invariant, we start by normalizing G_1 in a convenient form. We will work in the Siegel half space, see section 3.2.

A natural set of coordinates is obtained by arranging that G_2^2 map p_∞ to the origin in the Heisenberg group. There is a unique Heisenberg translation that achieves this, given by

$$Q = \begin{pmatrix} 1 & \frac{3-i\sqrt{7}}{4} & -\frac{1}{2} \\ 0 & 1 & \frac{-3-i\sqrt{7}}{4} \\ 0 & 0 & 1 \end{pmatrix}.$$

One then gets

$$QG_1Q^{-1} = \begin{pmatrix} 1 & 1 & -\frac{1}{2} \\ 0 & 1 & -1 \\ 0 & 0 & 1 \end{pmatrix},$$

and

$$QG_2^2Q^{-1} = \begin{pmatrix} 0 & 0 & -\frac{1}{2} \\ 0 & -1 & 0 \\ -2 & 0 & 0 \end{pmatrix}.$$

Of course one could make the last matrix even simpler by composing with a loxodromic element.

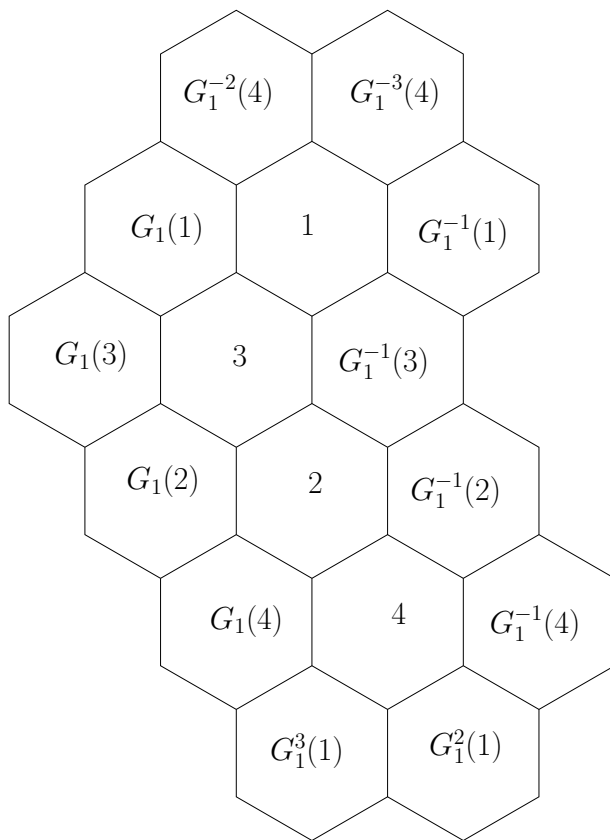


FIGURE 5. The combinatorics at infinity of the fundamental domain, near the faces for G_2^\pm and G_3^\pm , which are representatives of all faces modulo the action of G_1 .

We denote by $A_j = QG_jQ^{-1}$. We then have

$$A_2(\infty) = (\alpha, 0), \quad A_2^2(\infty) = (0, 0), \quad A_2^{-1}(\infty) = (-\alpha, 0)$$

where $\alpha = \frac{3+i\sqrt{7}}{4\sqrt{2}}$.

$$A_3(\infty) = \left(-\frac{1}{2\sqrt{2}}, -\frac{\sqrt{7}}{8}\right), \quad A_3^{-1}(\infty) = \left(-\frac{1}{\sqrt{2}}, \frac{\sqrt{7}}{2}\right).$$

The spinal sphere with center $(0, 0)$ and radius r has equation

$$(19) \quad (x^2 + y^2)^2 + t^2 = r^4,$$

so we get a spinal sphere centered at $(a + ib, u)$ by translation:

$$(20) \quad ((x - a)^2 + (y - b)^2)^2 + (t - u - ay - bx)^2 = r^4.$$

By writing out the equation (6), squaring both sides and identifying with equation (20), one checks that the spheres $\mathcal{S}_1, \mathcal{S}_2$ have radius 1, whereas $\mathcal{S}_3, \mathcal{S}_4$ have radius $2^{-1/4}$. We summarize this information in Table 3.

Sphere	Center	radius
\mathcal{S}_1	$(\frac{3+i\sqrt{7}}{4\sqrt{2}}, 0)$	1
\mathcal{S}_2	$(-\frac{3+i\sqrt{7}}{4\sqrt{2}}, 0)$	1
\mathcal{S}_3	$(-\frac{1}{2\sqrt{2}}, -\frac{\sqrt{7}}{8})$	$2^{-1/4}$
\mathcal{S}_4	$(-\frac{1}{\sqrt{2}}, \frac{\sqrt{7}}{2})$	$2^{-1/4}$

TABLE 3. Centers and radii of core spinal spheres.

The action of A_1 on the Heisenberg group is given by

$$(21) \quad (z, t) \mapsto (z - 1, t + \Im(z)),$$

and in particular we get the following:

Proposition 5.2. *The element A_1 preserves every \mathbb{R} -circle of the form $(x, 0, t_0)$, $x \in \mathbb{R}$.*

Recall that \mathbb{R} -circles are by definition given by the trace at infinity of totally geodesic copies of $H_{\mathbb{R}}^2$ in $H_{\mathbb{C}}^2$. The corresponding real planes in $H_{\mathbb{C}}^2$ are preserved by A_1 , and their union is the so-called *invariant fan* of A_1 (see [16]).

Among all these \mathbb{R} -circles, the x -axis is somewhat special because of the following:

Proposition 5.3. *The \mathbb{R} -plane bounded by the x -axis contains the fixed point of G_2 .*

Indeed, the fixed point of A_2 is given by

$$V = (-\frac{1}{2}, 0, 1),$$

and for $W = (-x^2 + it, x\sqrt{2}, 1)$,

$$\langle V, p_{\infty} \rangle \langle p_{\infty}, W \rangle \langle W, V \rangle = -\frac{1}{2}(1 + x^2) + it$$

which is real if and only if $t = 0$.

Note that equation (21) shows that for any bisector \mathcal{B}_1 and \mathcal{B}_2 not containing p_{∞} , $G_1^k \mathcal{B}_1 \cap \mathcal{B}_2 = \emptyset$ whenever k is large enough. Indeed, it follows from the detailed study of bisector intersection in [14] that, if two bisectors intersect, then the corresponding spinal spheres must intersect.

Moreover, this claim can easily be made effective, i.e. one can get explicit bounds on how large k needs to be for the above intersection to be empty. If $\mathcal{S}_j = \partial_{\infty} \mathcal{B}_j$ is contained in a strip $\alpha_j \leq x \leq \beta_j$, one can simply take $k > \beta_2 - \alpha_1$, or $k < \alpha_2 - \beta_2$. Note that bounds α_j, β_j can be computed fairly easily from the equations of the relevant spinal spheres (see the Table 3 giving the centers and radii).

In particular, we get:

Proposition 5.4.

\mathcal{S}_1 intersects $G_1^k \mathcal{S}_1$ only if $-2 \leq k \leq 2$; \mathcal{S}_1 intersects $G_1^k \mathcal{S}_2$ only if $-4 \leq k \leq 1$;
 \mathcal{S}_1 intersects $G_1^k \mathcal{S}_3$ only if $-3 \leq k \leq 1$; \mathcal{S}_1 intersects $G_1^k \mathcal{S}_4$ only if $-4 \leq k \leq 0$.
 \mathcal{S}_2 intersects $G_1^k \mathcal{S}_2$ only if $-2 \leq k \leq 2$; \mathcal{S}_2 intersects $G_1^k \mathcal{S}_3$ only if $-2 \leq k \leq 2$;

\mathcal{S}_2 intersects $G_1^k \mathcal{S}_4$ only if $-2 \leq k \leq 2$; \mathcal{S}_3 intersects $G_1^k \mathcal{S}_3$ only if $-2 \leq k \leq 2$;
 \mathcal{S}_3 intersects $G_1^k \mathcal{S}_4$ only if $-2 \leq k \leq 1$; \mathcal{S}_4 intersects $G_1^k \mathcal{S}_4$ only if $-2 \leq k \leq 2$;

This is not an optimal result, since it takes into account only the variable x and the fact that G_1 translates by one unit in the direction of the x -axis. The optimal result is not far from this though, the point of Proposition 5.4 is to get down to a finite list of bounding bisectors intersecting a given one (so that we can use effective computational tools). We will give much more precise information in the next section.

5.3. Proof of the combinatorics. The techniques we use in order to justify the combinatorics are very similar to the ones explained in detail in [7] and [8]. Note that one can think of justifying the combinatorics as a special case of finding the connected components of (many) semi-algebraic sets. Indeed, F is clearly semi-algebraic, defined by inequalities, indexed by $I = \mathbb{N}$:

$$F = \{z \in \mathbb{C}^2 : \forall i \in I, f_i(z) < 0\},$$

For convenience, we make the convention that $f_0(z) < 0$ is the defining equation for the unit ball, in other words

$$f_0(z) = \langle \tilde{z}, \tilde{z} \rangle,$$

where $\tilde{z} = (z, 1)$. In particular, we consider the boundary at infinity of complex hyperbolic space as a bounding face. All other equations have the form $f_j < 0$ where

$$f_j(z) = |\langle \tilde{z}, \tilde{p}_0 \rangle|^2 - |\langle \tilde{z}, \gamma_j \tilde{p}_0 \rangle|^2.$$

The **facets** are of F described by taking some subset $J \subset I$, and replacing the inequalities indexed by elements of J by the corresponding equality:

$$F_J = \{z \in \mathbb{C}^2 : \forall j \in J, f_j(z) = 0, \forall i \in I \setminus J, f_i(z) < 0\}.$$

The fact that I is infinite will not be a problem because of the results in section 5.2.

More generally, we will consider sets of the form

$$F_{J,K} = \{z \in \mathbb{C}^2 : \forall j \in J, f_j(z) = 0, \forall i \in K, f_i(z) < 0\},$$

where J and K are disjoint. In particular F_J is the same as $F_{J, I \setminus J}$, and $F_{J, \emptyset}$ is the $|J|$ -fold bisector intersection containing F_J .

5.3.1. Terminology and specification. We will call **k -faces** the facets of our polytopes that have dimension k . Moreover, 3-faces will be simply called **faces**, 2-faces will be called **ridges**, 1-faces will be called **edges**, and 0-faces will be called **vertices**.

In terms of computations, it will be important to encode vertices. These can be of two kinds, namely they can be of the form $F_{A, \emptyset}$, for some A with $|A| = 4$, or they can be singular points of $F_{B, \emptyset}$ with $|B| = 3$. In both cases, they can be obtained by solving a 0-dimensional system (this is the content of assumption 5.5). For each of them, we encode the vertex by storing a rational univariate representation for the corresponding solution set, and an isolating interval specifying a root of the rational parameter (see section 5.3.3).

Note that in the above description, the set A is not unique, since a vertex may in general lie on more than four bisectors (and in general, one cannot take A to be just any 4-tuple of bisectors that contain that vertex, since some intersections may not be generic).

We will also need to encode 1-faces. There are two kinds of 1-faces, namely those that lie in triple bisector intersections (we call these finite 1-faces), and those that lie in the intersection of the sphere at infinity $\partial_\infty \mathbf{H}_\mathbb{C}^2$ with the closure in $\overline{\mathbf{H}}_\mathbb{C}^2$ of a bisector intersection (we call these ideal 1-faces, or 1-faces at infinity). Computationally, we make no difference between these two kinds of 1-faces, since both kinds are given in terms of spinal coordinates for a bisector intersection by an equation that is quadratic in both variables.

We call an *arc* a subset in $\overline{\mathbf{H}}_\mathbb{C}^2$ of a triple bisector intersection (or a subset of the trace at infinity of a double bisector intersection) that is

- homeomorphic to a closed interval,
- parametrized by one of the spinal coordinates, and such that
- its endpoints are vertices of the polytope, but its interior contains no vertex of the polytope.

Note that a 1-face can always be described as a union of finitely many arcs (but one arc may not suffice, think of a polytope that has a whole Giraud disk as a facet, so that the boundary of that Giraud disk is a 1-face homeomorphic to a circle).

We now expand a little on how to parametrize (pieces of) 1-faces by a single coordinate (we discuss only parametrization by t_1 , the other one is entirely similar). Recall that the relevant defining functions $h(t_1, t_2)$ for triple bisector intersections (or trace at infinity of double bisector intersections) have degree at most two in each variable, so we can write them as

$$a_2(t_1)t_2^2 + a_1(t_1)t_2 + a_0(t_1),$$

with a_j at most quadratic. With respect to projection onto the first coordinate axis, the curve usually has two branches, given by

$$t_2 = \frac{-a_1(t_1) \pm \sqrt{\Delta(t_1)}}{2a_2(t_1)},$$

where

$$\Delta(t_1) = a_1(t_1)^2 - 4a_2(t_1)a_0(t_1).$$

Specifically, this occurs above intervals of t_1 such that $a_2(t_1)$ does not vanish. Above such an interval, the “top branch” is obtained by taking $+\sqrt{\Delta}$ when $a_2(t_1) > 0$, and $-\sqrt{\Delta}$ when $a_2(t_1) < 0$. We call the other branch the “bottom branch”.

If a_2 is identically zero, then the curve is either empty, or consists of a single vertical line (so branches above the t_1 axes are undefined, and there is a single branch with respect to the projection onto the t_2 axis).

If a_2 is not identically zero, it vanishes at one or two points, and above each of these points, one can determine check whether the curve contains one, two or infinitely many points (one needs to determine whether a_1, a_0 also vanish at these points).

5.3.2. General procedure. The pictures in Section 5.1 include the statement that each facet is topologically (in fact piecewise smoothly) a disk with piecewise smooth boundary (with pieces of the boundary corresponding to facets of codimension one higher). This is not at all obvious; one of the difficulties is the fact that the sets F_J are in general not connected,

in strong contrast with Dirichlet or Ford domains in the context of constant curvature geometries (see the discussion in [6]).

For a given J, K , there is an algorithm to decide whether $F_{J,K}$ is empty or not, and furthermore one can list its connected components (and even produce triangulations). One possible approach to this is the cylindrical algebraic decomposition of semi-algebraic sets, see [2] for instance.

The main issue when using such algorithms is that the number of semi-algebraic sets to study is extremely large. If F has N faces, in principle one has to deal with $\binom{N}{k}$ potential facets of codimension k , where $k = 1, 2, 3, 4$, which is a fairly large number of cylindrical decompositions. Rather, we will bypass the cylindrical decomposition and use as much geometric information as we can in order to restrict the number of verifications. Also, rather than using affine coordinates in \mathbb{C}^2 , we use natural parametrizations for bisector intersections, deduced from spinal coordinates (see section 3.1).

Going back to geometry, the inequality defining complex hyperbolic space in \mathbb{C}^2 (which corresponds to f_0) is of course a bit different from the other inequalities. In particular, when using the notation $F_{J,K}$, we will always assume one of the index sets J or K contains 0.

If K contains 0, then by definition $F_{J,K}$ is contained in $\mathbf{H}_{\mathbb{C}}^2$; we will denote by $\widehat{F}_{J,K}$ its extension to projective space, namely

$$\widehat{F}_{J,K} = F_{J,K \setminus \{0\}}.$$

We will also refer to the following set as the trace at infinity of $F_{J,K}$,

$$\partial_{\infty} F_{J,K} = F_{J \cup \{0\}, K \setminus \{0\}}.$$

By $\overline{F}_{J,K}$, we mean the set obtained from the definition of $F_{J,K}$ by replacing $<$ by \leq , i.e.

$$F_{J,K} = \{z \in \mathbb{C}^2 : \forall j \in J, f_j(z) = 0, \forall i \in K, f_i(z) \leq 0\},$$

which is also

$$\overline{F}_{J,K} = \bigcup_{L \subset K} F_{J \cup L, K \setminus L}.$$

Note that in general, this is not the closure of $F_{J,K}$ in \mathbb{C}^2 .

We focus on an algorithm for determining the combinatorics of ridges, or in other words facets of the form F_J with $|J| = 2$. In most cases, we will also assume $0 \notin J$, i.e. we study finite facets rather than faces in $\partial_{\infty} \mathbf{H}_{\mathbb{C}}^2$. The algorithm will produce a description of the facets in ∂F_J , so we get a list of the 1- and 0-faces along the way. The 3-faces are easily deduced from the 2-faces.

The basis for our analysis is the following, which follows from the theory of Gröbner bases (see [4] for instance, and also section 5.3.3 of the present paper). Let ℓ be a number field.

- There is an algorithm to determine whether a system of n polynomial equations defined over ℓ in n unknowns is 0-dimensional (i.e. whether there are only finitely many solutions in \mathbb{C}^n);

- If the system is indeed 0-dimensional, there is an algorithm to determine the list of solutions; their entries lie in a finite extension $k \supset \ell$. One can also determine the list of rational/real solutions.
- Polynomials with coefficients in ℓ can be evaluated at the solutions of a point with coordinates in k , and one can determine whether the value is positive (resp. negative or zero).

When such systems have solution sets with unexpectedly high dimension, there is usually a geometric explanation (typically some of the intersecting bisectors share a slice, see [8] for instance). We will not address this issue, since it never occurs in the situation of the present paper.

In all situations we will consider in this paper, the extension ℓ will be a quadratic number field, and k will have degree at most four over ℓ . This makes all computations very quick (using capabilities of recent computers, and standard implementations of Gröbner bases).

For the rest of the discussion, we make the following assumptions.

- ASSUMPTION 5.5. (1) For every $L \subset I$ with $|L| = 4$, F_L has dimension zero.
 (2) For every $J \subset I$ with $|J| = 2$, and every $x \in I$, $x \notin J$, the restriction g_x of f_x to $F_{J,\emptyset}$ has non-degenerate critical points.

These assumptions are by no means necessary in order to determine the combinatorial structure of $F_{J,K}$, but they will simplify the discussion in several places. Note also that they can be checked efficiently using a computer, in particular we state

Proposition 5.6. *Let M be the figure eight knot complement. Then the Ford domain of the irreducible boundary unipotent representation $\rho : \pi_1(M) \rightarrow PU(2,1)$, centered at the fixed point of the holonomy of any peripheral subgroup satisfies assumption 5.5.*

In contrast, the domains that appear in [8] do not satisfy these hypotheses.

The combinatorial description of F_J (i.e. its connected components, and the list of facets adjacent to it) can be obtained by starting from a description of $F_{J,\emptyset}$, and repeatedly studying $F_{J,K \cup \{x\}}$ from $F_{J,K}$, where $x \in I$ is not in $J \cup K$. The latter inductive step is done as follows.

The boundary $\partial F_{J,K}$ can be described as a union of arcs contained in $F_{J \cup \{k\}, K \setminus \{k\}}$ for some $k \in K$. For computational purposes, we will always assume that an arc is homeomorphic to a closed interval, that its endpoints are vertices, but none of its interior points are vertices.

Note also that the arcs may not be equal to $F_{J \cup \{k\}, K \setminus \{k\}}$, since $F_{J \cup \{x\}, \emptyset}$ may have a double point.

For each arc a in $\partial F_{J,K}$ as above, we study the set

$$F_{J \cup \{k,x\}},$$

which by assumption 5.5(1) is obtained by solving a 0-dimensional system. Keeping only solutions that lie in a , we get a subdivision of a into connected components of $a \setminus F_{J \cup \{k,x\}}$, and for each such component we check whether or not it is in $F_{J \cup \{k\}, \{x\}}$. If so, it is a component of the boundary of $F_{J,K \cup \{x\}}$.

We then compute the critical points of the restriction to F_J of the equation f_x (this can be done because of assumption 5.5(2)), and determine whether any such critical point is inside $F_{J,K}$.

Suppose c is in a component $C_{J,K}$ of $F_{J,K}$.

- If $g_x(c) = 0$ and c is a saddle point for the restriction g_x of f_x , then a neighborhood of c in $\overline{F_{J,K \cup \{x\}}}$ is the union of two sectors meeting in their apex. In a neighborhood of c , $F_{J,K \cup \{x\}}$ will have four boundary arcs. Each such arc will either connect c to another saddle point of g_x , or it will connect it to a vertex in the boundary of $C_{J,K}$. For each such arc, we take a sample point to check whether it is contained in $F_{J \cup \{x\}, K}$.
- If $g_x(c) \neq 0$, there could be an isolated component of $F_{J \cup \{x\}, K}$ that winds around c . In order to determine whether this happens or not, we consider the slice $t_1 = \alpha_1$, and intersect it with $g_x = 0$. Recall that this intersection contains either 0, 1, or 2 points (because it is obtained by solving an equation that has degree at most two, which is not identically zero because $g_x(c) \neq 0$).

Then there is an isolated component if and only if the intersection consists of precisely two points, and the two intersection points lie in the same connected component of $F_{J,K}$.

Now collecting the boundary arcs with the inside arcs (joining two points that are either saddle or boundary vertices $F_{J \cap \{k,x\}}$), we get a stratum decomposition for $F_{J,K \cup \{x\}}$.

Moreover, if we make the following assumption, then all components of $F_{J,K \cup \{x\}}$ are topological disks, since their boundary consists of a single component.

ASSUMPTION 5.7. (3) The curves $F_{J \cup \{x\}, K}$ do not have any component isolated in $F_{J,K}$.

Once again, in the special case of the Ford domain relevant to the irreducible boundary unipotent rank one, it turns out this hypothesis is satisfied.

5.3.3. *Rational Univariate Representation.* We briefly recall what we need about rational univariate representations; for details on this technique, see [23]. Recall that given a 0-dimensional polynomial system

$$(22) \quad \begin{cases} f(t_1, t_2) = 0 \\ g(t_1, t_2) = 0 \end{cases}$$

with coefficients in the number field ℓ , we can write it as a polynomial system with rational coefficients by using a primitive element for ℓ ; the corresponding system has one more variable (which we denote by s), and one more equation (which is the minimal polynomial of a primitive generator for ℓ). We write it in the form

$$(23) \quad \begin{cases} \tilde{f}(t_1, t_2, s) = 0 \\ \tilde{g}(t_1, t_2, s) = 0 \\ m(s) = 0 \end{cases}$$

where \tilde{f} is obtained from f by expressing its coefficients as polynomials in the primitive element for ℓ . In the cases that interest us, ℓ will be a totally real number field, which we assume from now on.

In this discussion we consider systems of two equations in two variables (so we get 3 equations in 3 variables, counting the extra-variable corresponding to the primitive element of the number field), but we could also allow system that have more equations than the number of variables (the important point is that the ideal generated by the equations should be 0-dimensional).

Now the key point is that there exists 1-variable polynomial r such that the solutions are parametrized as rational functions of the roots of r . More specifically, there exist polynomials r , p_0 , p_1 , p_2 and q with integer coefficients such that the solutions of the system can be written in the form

$$(24) \quad s = p_0(u)/q(u), t_1 = p_1(u)/q(u), \quad t_2 = p_2(u)/q(u),$$

and the latter formula gives a solution of (23) if and only u is a root of r . Of course, since in general the minimal polynomial m has several roots, this produces more solutions of system (22) than we would like. The solutions of (22) can easily be obtained by sifting the solutions of (23) once we know isolating intervals for the roots of m .

Note that, even though all the equations relevant to this paper have coefficients in a fixed number field (namely $\ell = \mathbb{Q}(\sqrt{7})$), the vertices usually have entries in a larger number field (namely the field generated by a given root of the rational parametrizing polynomial r).

Note also that the solutions lie in a subfield $L \subset \mathbb{C}$ if and only if the corresponding root u of r lies in L . In particular, if we want to find *real* solutions of the system, we can restrict to studying *real* roots of r , which can be specified by isolating intervals.

Using a rational univariate representation for the vertices provides a convenient set of methods that allow us to:

- (i) find the list of faces that contain a given vertex;
- (ii) for each bounding bisector not containing a vertex, check which side the vertex is in;
- (iii) check if two vertices are the same;
- (iv) check whether a given vertex is inside a given arc;
- (v) if two vertices in $F_{J \cup \{x\}, \emptyset}$ are given, check whether these two vertices are joined by an arc in $F_{J \cup \{x\}, \emptyset}$.

Items (i) and (ii) are very simple because all our equations are defined over a given ℓ . Given a polynomial $h(t_1, t_2) = \tilde{h}(t_1, t_2, s)$, we start by substituting the parametrization (24) in \tilde{h} , replacing u by the appropriate interval of values of the rational parameter. If the corresponding interval does not contain 0, we know the sign of h at that vertex.

Otherwise, we keep the exact parametrization (24) and get a rational function in u that represents h at the solutions of (23), and we check whether it vanishes at the appropriate root of r . This corresponds to checking whether our favorite root of the rational parametrizing polynomial r is also a root of another given polynomial with integer coefficients (namely the numerator of the above rational function); this can be done by computing their greatest common divisor, and isolating its real roots.

If the rational function does not vanish, we compute a more precise interval for the value of \tilde{h} , and refine precision until the interval does not contain 0. Of course, in all generality, this may require such high precision that it would exhaust the system memory, but this does not seem to happen for the verifications that appear in this paper, at least for our implementation on standard modern computers.

We now sketch how to implement item (iii). Suppose we are given two rational parametrizations

$$\begin{aligned} s &= p_0(u)/q(u), t_1 = p_1(u)/q(u), & t_2 &= p_2(u)/q(u) \\ s &= a_0(v)/b(v), t_1 = a_1(v)/b(v), & t_2 &= a_2(v)/b(v), \end{aligned}$$

where u (resp. v) is to be taken to be a specific root of $r(u)$ (resp. $c(v)$). Equality corresponds to verifying whether $p_1(u)b(v) - q(u)a_1(v)$ (resp. $p_2(u)b(v) - q(u)a_2(v)$) vanishes at the corresponding roots. If the rational parameters were the same, this would simply amount to computing a greatest common divisor, but in general the parameters from both rational representations are different.

One way to handle this is to solve the system

$$\begin{cases} p_1(u)b(v) - q(u)a_1(v) = 0 \\ r(u) = 0 \\ c(v) = 0 \end{cases},$$

which can be done using a rational univariate representation once again. The result then follows from sifting solutions and keeping only those that give the right root for u and v , and checking whether the sift gives a solution or not.

In order to explain how to check (iv), we need to describe in more detail how we encode arcs. We will assume

- that every arc is parametrized by one of the spinal coordinates (this can always be achieved, perhaps after subdividing certain arcs if necessary),
- that the endpoints of every arc are vertices (parametrized by a rational univariate representation, as discussed above), and
- that there are no vertices strictly inside any arc.

Then, in order to check whether a given vertex is inside an arc parametrized by t_1 , we need to compare its t_1 value with the t_1 values of the endpoints of the arc. This amounts to checking the sign of an expression of the form

$$p_1(u)/q(u) - a_1(v)/b(v),$$

where u (resp. v) is a specific root of r (resp. c). This is the same as the test that occurs in item (iii).

If the vertex t_1 value is between the t_1 -values of the endpoints of the arc, we still need to check whether it is in the correct arc.

5.3.4. Sample computations. We determine some sets F_J , $|J| = 2$ explicitly, in order to illustrate the phenomena that can occur when applying the algorithm from the previous section. The general scheme to parametrize $F_{J,\emptyset}$ is explained in [7], for instance.

When $0 \notin J = \{j, k\}$, we distinguish two basic cases, depending on whether p_0, p_j and p_k are in a common complex line. This happens if and only if some/any lifts $\tilde{p}_j \in \mathbb{C}^3$ are linearly dependent. In that case, the bisectors $F_{\{j\}}$ and $F_{\{k\}}$ have the same complex spine, and their intersection is either empty or a complex line (this never happens in the Ford domains studied in this paper).

Otherwise, $F_{J,\emptyset}$ can be parametrized by vectors of the form

$$(\bar{z}_1 p_0 - p_j) \boxtimes (\bar{z}_2 p_0 - p_k) = z_1 p_{k0} + z_2 p_{0j} + p_{jk},$$

with $|z_1| = |z_2| = 1$, and where p_{mn} denotes $p_m \boxtimes p_n$ (see section 3.1).

Valid pairs (z_1, z_2) in the Clifford torus $|z_1| = |z_2| = 1$ are given by pairs where

$$\langle z_1 p_{k0} + z_2 p_{0j} + p_{jk}, z_1 p_{k0} + z_2 p_{0j} + p_{jk} \rangle < 0,$$

which can be rewritten as

$$\Re(\mu_0(z_1)z_2) = \nu_0(z_1),$$

for μ_0 and ν_0 affine in z_1, \bar{z}_1 .

In terms of the notations of section 5.3.2, the restriction g_0 of f_0 to $F_{J,\emptyset}$ is given by

$$g_0(z_1, z_2) = \Re(\mu_0(z_1)z_2) - \nu_0(z_1).$$

We will sometimes use log-coordinates (t_1, t_2) for $F_{J,\emptyset}$, and write, for $j = 1, 2$,

$$z_j = \exp(2\pi i t_j).$$

Given $l \notin J$, we already mentioned in section 3.1 how to write the restriction g_l of f_l to F_J . Note that $\langle p_{k0}, p_0 \rangle = \langle p_{0j}, p_0 \rangle = 0$, so the equation f_x reads

$$|\langle p_{jk}, p_0 \rangle| = |\langle z_1 p_{k0} + z_2 p_{0j} + p_{jk}, p_l \rangle|,$$

which again can be written in the form

$$\Re(\mu_l(z_1)z_2) = \nu_l(z_1).$$

In order to compute the critical points of the restriction to $|z_1| = |z_2| = 1$ of a function $h(z_1, \bar{z}_1, z_2, \bar{z}_2)$, we search for points where

$$\begin{cases} \frac{\partial h}{\partial z_1} z_1 - \frac{\partial h}{\partial \bar{z}_1} \bar{z}_1 = 0 \\ \frac{\partial h}{\partial z_2} z_2 - \frac{\partial h}{\partial \bar{z}_2} \bar{z}_2 = 0 \end{cases},$$

Gröbner bases for the corresponding systems tell us whether these critical points are non-degenerate (see assumption 5.7), and if so, we can compute them fairly explicitly, i.e. describe their coordinates as roots of explicit polynomials (in particular they can be computed to arbitrary precision).

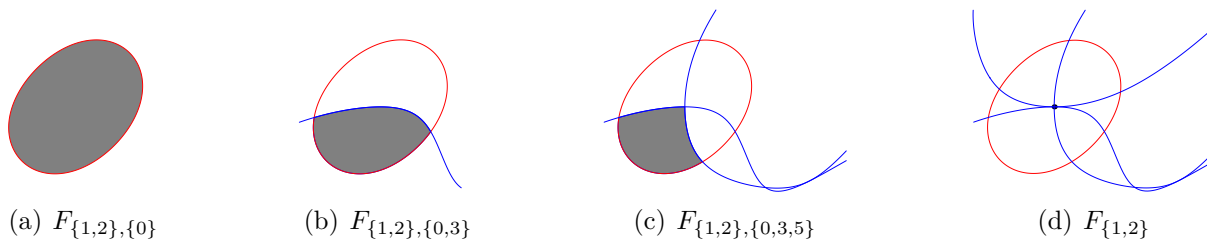
Proposition 5.8. *Let $J = \{1, 2\}$. Then F_J is empty, and \bar{F}_J is a singleton, given by $F_{\{1,2,3,5,10,11\}}$.*

Proof: For $J = \{1, 2\}$, we get

$$\mu_0(z_1) = -2 - \bar{z}_1, \quad \nu_0(z_1) = -3 + z_1 + \bar{z}_1.$$

The discriminant

$$|\mu|^2 - \nu^2 = -6 + 16\Re z_1 - 2\Re z_1^2$$

FIGURE 6. Steps of the algorithm to determine $F_{1,2}$.

vanishes precisely for four complex values of z_1 , which are the roots of

$$(25) \quad z_1^4 - 8z_1^3 + 6z_1^2 - 8z_1 + 1.$$

Since we know $F_{J,\{0\}}$ is connected (see [14], Theorem 9.2.6), we know that at most two of these roots lie on the unit circle. In fact, $z_1 = z_2 = 1$ gives a point in $F_{J,\{0\}}$, so $F_{J,\{0\}}$ is non empty, hence there must be two (complex conjugate) roots on the unit circle. Indeed, these roots have argument $2\pi t$ with $t = \pm 0.20682703\dots$

A more satisfactory way to check that the polynomial (25) has precisely two roots on the unit circle is to split $z_1 = x_1 + iy_1$ into its real and imaginary parts (this gives a general method that does not rely on geometric arguments).

Indeed z_1 is a root of (25) if and only if (x_1, y_1) is a solution of the system $-6 + 16x_1 - 2x_1^2 + 2y_1^2 = 0$, $x_1^2 + y_1^2 = 1$. These equations imply that $x_1 = 2 \pm \sqrt{3}$, and then

$$y_1^2 = 2 - 4x_1,$$

which is positive only for $x_1 = 2 - \sqrt{3}$, and then we get $y_1 = \pm\sqrt{4\sqrt{3} - 6}$.

In order to run the algorithm from the preceding section, we write the restriction g_3 of f_3 to $F_{J,\emptyset}$, which is given by

$$-3 + 2\Re\left\{\frac{1 - i\sqrt{7}}{2}z_1 + \frac{5 - i\sqrt{7}}{2}z_2 + \frac{-3 + i\sqrt{7}}{2}z_1\bar{z}_2\right\}.$$

Groebner bases calculations show that the system $g_0(z) = g_3(z) = |z_1|^2 - 1 = |z_2|^2 - 1 = 0$ has precisely two solutions, given in log-coordinates by

$$(-0.20418699\dots, -0.03294828\dots), \quad (0.15576880\dots, -0.07655953\dots).$$

Once again, the most convenient way to use Gröbner bases is to work with four variable x_1, y_1, x_2, y_2 given by real and imaginary parts of z_1 and z_2 (with extra equations $x_j^2 + y_j^2 = 1$).

The combinatorics of $F_{J,K}$ for $K = \{0, 3\}$ are illustrated in Figure 6(b). It is a disk with two boundary arcs, given by $F_{1,2,0},\{3\}$ and $F_{1,2,3},\{0\}$.

As the next element to include in K , we choose 5 rather than 4, in order to shorten the discussion slightly. The curve $F_{1,2,5},\emptyset$ intersects $F_{1,2,0},\emptyset$ two points, given in log-coordinates by

$$(0.04600543\dots, 0.20593006\dots), \quad (0.05483483\dots, -0.17019919\dots).$$

Only the second one is inside the arc $F_{1,2,0},\{3\}$.

The curve $F_{\{1,2,5\},\emptyset}$ intersects $F_{\{1,2,3\},\emptyset}$ in five points, given by $(z_1, z_2) =$

$$(1, 1), (i, -i), (-i, i), \left(\frac{9 + 5i\sqrt{7}}{16}, \frac{-3 + i\sqrt{7}}{4}\right), \left(\frac{-3 + i\sqrt{7}}{4}, \frac{1 - 3i\sqrt{7}}{8}\right).$$

only one of which is in $F_{\{1,2,3\},\{0\}}$, namely $(1, 1)$.

Now $F_{\{1,2\},\{0,3,5\}}$ has three boundary arcs, given by $F_{\{1,2,0\},\{3,5\}}$, $F_{\{1,2,3\},\{0,5\}}$ and $F_{\{1,2,5\},\{0,3\}}$ (see Figure 6(c)).

Next, we include 10 in K . The curve $F_{\{1,2,10\},\emptyset}$ intersects $F_{\{1,2,0\},\emptyset}$ in two points, none of which is in $F_{\{1,2,0\},\{3,5\}}$. Hence the arc $F_{\{1,2,0\},\{3,5\}}$ is either completely inside, or completely outside $F_{\{1,2,0\},\{3,5,10\}}$. One easily checks that it is outside, by taking a sample point.

The curve $F_{\{1,2,10\},\emptyset}$ intersects $F_{\{1,2,3\},\emptyset}$ in five points, none of which is in $F_{\{1,2,3\},\{0,5\}}$. The arc $F_{\{1,2,3\},\{0,5\}}$ is either completely inside, or completely outside $F_{\{1,2,3\},\{0,5,10\}}$ and a sample point shows it is outside.

Similarly, the curve $F_{\{1,2,10\},\emptyset}$ intersects $F_{\{1,2,5\},\emptyset}$ in six points, none of which is in $F_{\{1,2,5\},\{0,3\}}$, and the arc $F_{\{1,2,5\},\{0,3\}}$ is completely outside $F_{\{1,2,3\},\{0,5,10\}}$.

This implies that $F_{\{1,2\}}$ is empty (see Figure 6(d)).

Finally we consider the intersection of $F_{\{1,2,10\},\emptyset}$ with the three vertices of $F_{\{1,2\},\{0,3,5\}}$. One easily checks that the only intersection is the point with complex spinal coordinates given by $(1, 1)$, and this point indeed a vertex of F . It is in homogeneous coordinates in \mathbb{C}^3 given by

$$\left(\frac{3 - i\sqrt{7}}{2}, -2, -\frac{3 - i\sqrt{7}}{2}\right),$$

and that it is on precisely six bounding bisectors (by construction it is on \mathcal{B}_1 and \mathcal{B}_2 , and it is also in \mathcal{B}_3 , \mathcal{B}_5 , \mathcal{B}_{10} and \mathcal{B}_{11}). In terms of the notation of section 5.3.2, this point is

$$F_{\{1,2,3,5,10,11\}}.$$

In fact one easily checks that this point is the fixed point of G_2 (which by definition of the bounding bisectors is obviously in $\mathcal{B}_1 \cap \mathcal{B}_2$). \square

- Remark 5.9.* (1) Throughout the proof of Proposition 5.8, we have ignored the issue of critical points. In principle, at each stage, we may have missed some isolated components of the curves $F_{\{1,2,k\},\emptyset}$; if this were the case, the set $F_{\{1,2\}}$ would still be contained in the set which we just described, hence it must be empty anyway.
- (2) The curves $F_{\{1,2,10\},\emptyset}$ and $F_{\{1,2,3\},\emptyset}$ are in fact tangent at $(1, 1)$, which is a vertex of F . We shall come back to this point later, when discussing stability of the combinatorics of F under deformations.

Proposition 5.10. $F_{\{1,3\}}$ is combinatorially a triangle, with three boundary arcs given by $F_{\{1,3,0\}}$, $F_{\{1,3,5\}}$, $F_{\{1,3,11\}}$, and three vertices given by $F_{\{0,1,3,5\}}$, $F_{\{0,1,3,11\}}$, and $F_{\{1,2,3,5,10,11\}}$.

Proof: As in the argument for $F_{\{1,2\}}$, we study $F_{J,K}$ for increasing sets K , freely choosing the order we use to increase K . We describe an efficient way to get down to $F_{\{1,3\}}$ in the form of a picture, see Figure 7.

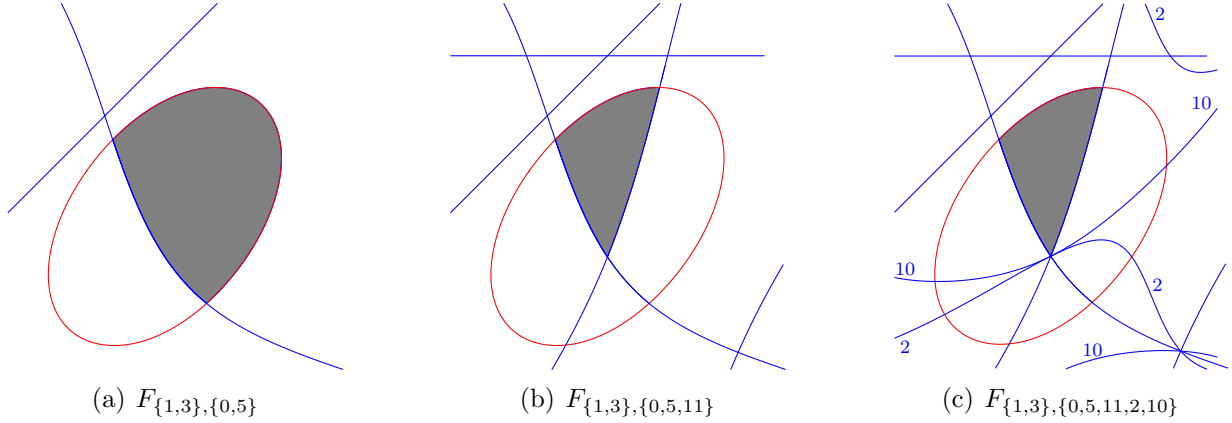


FIGURE 7. Steps of the algorithm to determine $F_{\{1,3\}}$.

We start by studying $F_{\{1,3\},\{5\}}$. Note that the curve $F_{\{1,3,5\},\emptyset}$ has two double points. These points can be obtained by writing the equation g_5 as

$$\Re(\mu(z_1)z_2) = \nu(z_1),$$

where

$$\mu(z_1) = \frac{3 + i\sqrt{7}}{2} - \bar{z}_1, \quad \nu(z_1) = 1 - \Re\left(\frac{3 + i\sqrt{7}}{2} z_1\right).$$

The discriminant $|\mu(z_1)|^2 - \nu(z_1)^2$ is given by

$$2 + \Re\left(\frac{-1 - 3i\sqrt{7}}{4} z_1^2\right),$$

which vanishes for $z_1 = \pm \frac{3-i\sqrt{7}}{4}$. Plugging this back into the equation g_5 gives $z_2 = \mp \frac{3-i\sqrt{7}}{4}$. One easily checks that $g_0(z_1, z_2) > 0$ for these two double points, i.e. they lie outside complex hyperbolic space.

One checks that $F_{\{1,3,5\},\emptyset}$ intersects $F_{\{1,3,0\},\emptyset}$ in precisely two points (and these intersections are transverse), so we get two arcs in the boundary of $F_{\{1,3\},\{0,5\}}$, namely $F_{\{1,3,5\},\{0\}}$ and $F_{\{1,3,0\},\{5\}}$ (see Figure 7(a)).

In principle, there could be an extra arc in $F_{\{1,3,5\},\{0\}}$, not intersecting $F_{\{1,3,0\},\emptyset}$, so we compute critical points of g_5 . Their are given by solutions of the system

$$\begin{cases} \Im\left\{\left(\bar{z}_2 + \frac{3+i\sqrt{7}}{2}\right)z_1\right\} = 0 \\ \Im\left\{\left(\bar{z}_1 + \frac{3+i\sqrt{7}}{2}\right)z_2\right\} = 0 \end{cases},$$

that satisfy $|z_1| = |z_2| = 1$.

There are four such critical points, of the form $(\pm\alpha, \pm\alpha)$ where $\alpha = \frac{3-i\sqrt{7}}{4}$ (of course this list includes the double points computed before). The corresponding points are outside F , in fact $g_0(\pm\alpha, \pm\alpha) > 0$.

A similar analysis justifies part (b) of Figure 7, i.e. that $\overline{F}_{\{1,3\},\{0,5,11\}}$ is combinatorially a triangle (with one side on $\partial_\infty \mathbf{H}_\mathbb{C}^2$).

We sketch how to justify that $F_{\{1,3\}} = F_{\{1,3\},\{0,5,11\}}$. For $k = 2$ and $k = 10$, the curve $F_{\{1,3,k\},\emptyset}$ actually goes through a vertex of $F_{\{1,3\}} = F_{\{1,3\},\{0,5,11\}}$; for $k \neq 0, 2, 5, 10, 11$, $F_{\{1,3,k\},\emptyset}$ does not intersect even $\overline{F}_{\{1,3\},\{0,5,11\}}$.

We start by studying $F_{\{1,3,0\},\emptyset} \cap F_{\{1,3,2\},\emptyset}$. In order to use standard root isolation methods, we use real equations, in x_1, y_1, x_2, y_2 . Computing a Groebner basis for the ideal generated by the equations $g_0, g_3, x_1^2 + y_1^2 - 1$ and $x_2^2 + y_2^2 - 1$, we see that it contains

$$39 - 840\sqrt{7}y_2 + 4088y_2^2 + 608y_2^3\sqrt{7} - 9152y_2^4 + 1024y_2^5\sqrt{7} + 7168y_2^6,$$

which has precisely two real roots, given approximately by $y_2^{(1)} = 0.01815877\dots$ and $y_2^{(2)} = 0.65602473\dots$

The Groebner basis also gives an expression for x_1, y_1, x_2 in terms of y_2 , namely

$$\begin{aligned} x_1 &= \{-4943 + 16836\sqrt{7}y_2 - 142640y_2^2 + 53184y_2^3\sqrt{7} + 72128y_2^4 - 75264y_2^5\sqrt{7}\}/14725, \\ y_1 &= \{5058\sqrt{7} + 45888y_2 - 112560y_2^2\sqrt{7} + 309472y_2^3 + 74432y_2^4\sqrt{7} - 422912y_2^5\}/14725, \\ x_2 &= \{20 - 21\sqrt{7}y_2 + 16y_2^2 + 32y_2^3\sqrt{7}\}/19. \end{aligned}$$

Substituting either value $y_2^{(j)}$ gives two points $a^{(j)} = (x_1^{(j)}, y_1^{(j)}, x_2^{(j)}, y_2^{(j)})$, $j = 1, 2$ and we claim that $g_5(a^{(1)}) > 0$ and $g_{11}(a^{(2)}) > 0$. Clearly this can be checked by simple interval arithmetic, in fact

$$g_5(a^{(1)}) = 3.80716606\dots, g_{11}(a^{(2)}) = 3.94518313\dots$$

The analysis of $F_{\{1,3,5\},\emptyset} \cap F_{\{1,3,2\},\emptyset}$ is in a sense simpler, because all the solutions to the corresponding system are defined over $\mathbb{Q}(i, \sqrt{7})$. The system has precisely five solutions, given by

$$\begin{aligned} &(i, \frac{1+\sqrt{7}}{4} + i\frac{1-\sqrt{7}}{4}), (-i, \frac{1-\sqrt{7}}{4} - i\frac{1+\sqrt{7}}{4}), \\ &(\frac{-3+i\sqrt{7}}{4}, \frac{3-i\sqrt{7}}{4}), (\frac{9+5i\sqrt{7}}{16}, -\frac{9+5i\sqrt{7}}{16}), (1, \frac{3+i\sqrt{7}}{4}). \end{aligned}$$

Only one of these solutions satisfies $g_0 \leq 0$, namely the last one (in other words, only one intersection point lies $\overline{\mathbf{H}}_\mathbb{C}^2$).

Note that we already found one point in $F_{\{1,3,2\},\emptyset} \cap F_{\{1,3,5\},\emptyset}$, namely the fixed point of G_2 (see the proof of Proposition 5.8).

Similarly, one verifies that $F_{\{1,3,2\},\emptyset} \cap F_{\{1,3,11\},\emptyset}$ contains precisely six points, only one of which gives a point in (the closure of) complex hyperbolic space.

Once again, since we already know one point in this intersection (namely the fixed point of G_2), we get that $F_{\{1,3,2\},\emptyset}$ with $\partial F_{\{0,1,3,5,11\},\emptyset}$ consists of precisely one point. This implies that $\partial F_{\{0,1,3,5,11\},\emptyset}$ is either completely inside or completely outside $\partial F_{\{0,1,3,5,11,2\},\emptyset}$. It is easy to check that it is inside, by testing a sample point (for instance one of the other vertices of the triangle $\partial F_{\{0,1,3,5,11\},\emptyset}$).

We now show that $F_{\{1,3,2\},\emptyset}$ does not intersect $F_{\{0,1,3,5,11\},\emptyset}$, by computing the critical points of g_2 . There are six critical points, given by

$$(-1, -\frac{1+3i\sqrt{7}}{8}), (\frac{3-i\sqrt{7}}{4}, \frac{3-i\sqrt{7}}{4}), (\pm\frac{1+i\sqrt{7}}{\sqrt{8}}, \pm\frac{1-i\sqrt{7}}{\sqrt{8}}),$$

and one easily checks that none of them is inside $F_{\{0,1,3,5,11\},\emptyset}$. In particular, we get that the minimum value of g_3 on $\overline{F}_{\{0,1,3,5,11\},\emptyset}$ is 0, and it is realized precisely at one vertex (namely the fixed point of G_2).

In other words, we get $F_{\{0,1,3,5,11\},\emptyset} = F_{\{0,1,2,3,5,11\},\emptyset}$, i.e. including the inequality $g_2 < 0$ at this stage has no effect. An entirely similar computation shows that $F_{\{0,1,2,3,5,11\},\emptyset} = F_{\{0,1,2,3,5,10,11\},\emptyset}$.

For all $k \neq 0, 1, 2, 3, 5, 10, 11$, $F_{\{0,1,3,k\},\emptyset}$ does not intersect even the closure $\overline{F}_{\{0,1,2,3,5,11\},\emptyset}$, and one can use arguments as above using interval arithmetic. \square

Similar arguments allow us to handle the detailed study of all the polygons that appear on Figure 3 and 4.

Proposition 5.11. *$F_{\{1,4\},\emptyset}$ is a Giraud disk, which is entirely contained in the exterior of \mathcal{B}_5 . In particular, $F_{\{1,4\}}$ is empty.*

Proof: We will prove that $F_{\{5\},\emptyset}$ does not intersect the Giraud torus $\widehat{F}_{\{1,4\},\emptyset}$. In order to see this, we use complex spinal coordinates, and write $g_5(z_1, z_2)$ for the restriction of f_5 to the Clifford torus $|z_1| = |z_2| = 1$.

One computes explicitly that

$$g_5(z_1, z_2) = 4 + 2\Re\left\{\frac{1 + i\sqrt{7}}{2}z_1\bar{z}_2\right\}.$$

This is clearly always positive when $|z_1| = |z_2| = 1$.

In other words, the Giraud torus $\widehat{F}_{\{1,4\},\emptyset}$ is entirely outside F . \square

Proposition 5.12. *$F_{\{1,6\},\emptyset}$ is empty. The Giraud torus $\widehat{F}_{\{1,6\},\emptyset}$ is completely outside complex hyperbolic space, in other words the bisectors \mathcal{B}_1 and \mathcal{B}_6 are disjoint.*

Proof: We write the equation of $F_{\{0,1,6\},\emptyset}$ in spinal coordinates for the Giraud torus $F_{\{1,6\},\emptyset}$, which reads

$$g_0(z_1, z_2) = 18 - 2\Re\{4(z_1 + z_2) + z_1\bar{z}_2\}.$$

Clearly this is non-negative when $|z_1| = |z_2| = 1$, and in that case it is zero if and only if $z_1 = z_2 = 1$.

In other words, $\widehat{\mathcal{B}}_1$ and $\widehat{\mathcal{B}}_2$ intersect in a point in $\overline{\mathbf{H}}_{\mathbb{C}}^2$. Note that this point is not in the closure of F , in fact it is strictly outside the half spaces bounded by \mathcal{B}_2 , \mathcal{B}_3 , \mathcal{B}_5 , \mathcal{B}_7 and \mathcal{B}_{11} . \square

Proposition 5.13. *$F_{\{3,8\}}$ is empty. The Giraud torus $F_{\{3,8\},\emptyset}$ contains a disk in $\mathbf{H}_{\mathbb{C}}^2$, but $\overline{F}_{\{3,8\},\{2,6\}}$ is empty.*

Proof: The proof is actually very similar to that of Proposition 5.10, but since the corresponding set is empty, we go through some of the details.

The curves $F_{\{3,8,2\},\emptyset}$ intersects $F_{\{3,8,0\},\emptyset}$ in precisely two points, and cuts out a disk in the Giraud disk $F_{\{3,8\},\emptyset}$, so that $F_{\{3,8\},\{0,2\}}$ is a disk with only two boundary arcs.

One then easily verifies that $F_{\{3,8,6\},\emptyset}$ does not intersect $\overline{F}_{\{3,8\},\{0,2\}}$, so $F_{\{3,8\},\{0,2,6\}}$ is either equal to $F_{\{3,8\},\{0,2\}}$ or is empty (one needs to check critical points in order to verify this).

By taking a sample point z , and checking $f_6(z) > 0$, one gets that $F_{\{3,8\},\{0,2,6\}}$ is empty. \square

The study of $\mathcal{B}_1 \cap \mathcal{B}_k$ for various values of k is similar to one of the previous few propositions, we list the relevant arguments in Table 4. When the proof is similar to Proposition 5.11, the indices l listed in brackets indicate that $\mathcal{B}_1 \cap \mathcal{B}_k$ is entirely outside the half space bounded by \mathcal{B}_l .

The corresponding list of arguments used to study of $\mathcal{B}_3 \cap \mathcal{B}_k$ for various values of k in Table 5.

Note that the arguments for \mathcal{B}_2 (resp. \mathcal{B}_4) are of course almost the same as those for \mathcal{B}_1 (resp. \mathcal{B}_3), since the corresponding faces are actually paired by G_2 (resp. G_3).

Prop 5.4	8, 14-16, 21-25, 29-33, 35
Prop 5.8	2, 12, 19, 26
Prop 5.10	3, 5, 9, 10, 11, 18, 20, 28
Prop 5.11	4[5,10], 7[3], 13[2,5,10], 17[9], 27[9,18], 36[17,28,34]
Prop 5.12	6, 34

TABLE 4. We list the indices where the arguments of each proposition apply to study $\mathcal{B}_1 \cap \mathcal{B}_k$.

Prop 5.4	16, 17, 22-36
Prop 5.8	10, 13
Prop 5.10	1, 2, 5, 6, 7, 11
Prop 5.11	9[11], 14[7], 15[7], 18[1,10], 19[11], 20[7], 21[6,13]
Prop 5.12	4, 12
Prop 5.13	8

TABLE 5. We list the indices where the arguments of each proposition apply to study $\mathcal{B}_3 \cap \mathcal{B}_k$.

5.3.5. *Genericity.* In order study deformations ρ_t of the boundary unipotent representation $\rho_0 : \pi_1(M) \rightarrow PU(2, 1)$, we will need more information than just the combinatorics.

We will determine the non-transverse bisector intersections, and prove that they remain non-transverse in the family of Ford domains for groups in the 1-parameter family where the unipotent generator becomes twist parabolic.

The basic fact is the following, which follows from the restrictive character of the bounding bisector, namely they are all covertical (because they define faces of a Ford domain).

Proposition 5.14. *Let $J = \{j, k\}$ with $j \neq k$. Then the intersection $F_{\{j\},\emptyset} \cap F_{\{k\},\emptyset} = F_{J,\emptyset}$ is transverse at every point of $F_{J,\emptyset}$.*

The analogous statement is not true when $|J| \geq 3$, since $F_{J,\emptyset}$ can have singular points (see Figure 6 for instance). This will not be bothersome in the context of our polyhedron F , because of the following.

Proposition 5.15. *Suppose $|J| = 3$ and F_J is non-empty. Then the corresponding intersection of three bisectors (or two bisectors and $\partial_\infty \mathbf{H}_\mathbb{C}^2$) is transverse at every point of F_J .*

Proof: This follows from the fact that double points of $F_{J,\emptyset}$ occur only away from the face F_J . Indeed, one can easily locate these double points by the techniques explained in section 5.3.4, and check that they are outside F by using interval arithmetic. \square

The situation near vertices is slightly more subtle, mainly because our group contains some torsion elements, hence one expects the intersections to be non-generic near the fixed points of those torsion elements.

We will check possible tangencies between 1-faces intersecting at each vertex. More generally, for each $j \neq k$, we will study tangencies between all the curves of the form $F_{\{j,k,l\},\emptyset}$ for $l \neq j, k$ that occur at a vertex of F .

Proposition 5.16. *Let p be an ideal vertex of F , i.e. a vertex in $\partial_\infty \mathbf{H}_\mathbb{C}^2$. Then there are precisely three bounding bisectors \mathcal{B}_i , \mathcal{B}_j and \mathcal{B}_k meeting at p (where $i, j, k > 0$). The intersection of the four hypersurfaces in \mathbb{C}^2 given by the three extors $\widehat{\mathcal{B}}_i$, $\widehat{\mathcal{B}}_j$, $\widehat{\mathcal{B}}_k$, and $\partial_\infty \mathbf{H}_\mathbb{C}^2$ is transverse; in particular, none of the six incident 1-faces are tangent at p .*

Proof: We treat the example of $F_{\{0,1,3,5\}}$, the other ones being entirely similar. The parametrization of the Giraud disk $F_{\{1,3\},\{0\}}$ was already explained in section 5.3.4.

The relevant vertex satisfies

(26)

$$x_1 = 0.80979557\dots, y_1 = -0.58671213\dots, x_2 = -0.53336432\dots, y_2 = 0.84588562\dots$$

We write the equations of the bisectors in affine coordinates for complex hyperbolic space corresponding to the spinal coordinates, i.e. such that (z_1, z_2) corresponds to

$$p_{13} + z_1 p_{30} + z_2 p_{01},$$

where p_{jk} stands as before as the box product $p_j \boxtimes p_k$.

In these coordinates, \mathcal{B}_1 is given by $|z_1| = x_1^2 + y_1^2 = 1$, and \mathcal{B}_3 is given by $|z_2| = x_2^2 + y_2^2 = 1$, and of course other bisectors have more complicated equations.

The equation of the boundary of the ball is

$$2 - \sqrt{7}y_2 - 4x_1 - x_2 - y_2\sqrt{7}x_1 + x_2\sqrt{7}y_1 + 2x_1^2 + 2y_1^2 + x_2^2 + y_2^2 - x_2x_1 - y_2y_1,$$

and the equation for \mathcal{B}_5 is given by

$$3(x_1 + x_2) - \sqrt{7}(y_1 + y_2) - 2x_2x_1 - 2y_2y_1 - x_1^2 - y_1^2 - x_2^2 - y_2^2.$$

One then computes the gradient of each of these four equations, and checks that they are linearly independent at the point from equation (26) (this is readily done using interval arithmetic). \square

Proposition 5.17. *There are precisely six bounding bisectors containing p_2 , indexed by $1, 2, 3, 5, 10, 11$. The pairwise and 3-fold intersections of these six bisectors are all transverse, but some 4-fold are not, namely $\{1, 2, 3, 10\}$, $\{1, 2, 5, 11\}$, $\{3, 5, 10, 11\}$.*

Proof: The list of bisectors that contain this vertex were already justified in section 4.2.

We work in spinal coordinates for $\mathcal{B}_1 \cap \mathcal{B}_3$, and as in the preceding proof, we use $z_j = x_j + iy_j$, $j = 1, 2$ as global coordinates on $\mathbf{H}_{\mathbb{C}}^2$. The point p_2 is given by $z_1 = 1$, $z_2 = \frac{3+i\sqrt{7}}{4}$.

The equations of the six bisectors are as follows:

1	$4 - 4(x_1^2 + y_1^2)$
2	$2 + x_1 + 2x_2 + (y_1 - 2y_2)\sqrt{7} + (x_1y_2 - x_2y_1)\sqrt{7} + 3(x_1x_2 + y_1y_2) - (x_1^2 + y_1^2) - 4(x_2^2 + y_2^2)$
3	$4 - 4(x_2^2 + y_2^2)$
5	$3(x_1 + x_2) - \sqrt{7}(y_1 + y_2) - 2(x_2x_1 + y_2y_1) - (x_1^2 + y_1^2) - (x_2^2 + y_2^2)$
10	$2 - 4(x_1 - x_2) + 4(x_2x_1 + y_2y_1) - 2(x_1^2 + y_1^2) - 2(x_2^2 + y_2^2)$
11	$3 - 2x_2 + 3x_1 + \sqrt{7}y_1 + 3(x_1x_2 + y_1y_2) + (x_2y_1 - y_2x_1)\sqrt{7} - 4(x_1^2 + y_1^2) - (x_2^2 + y_2^2)$

One computes the gradients at the point $x_1 = 1$, $y_1 = 0$, $x_2 = 3/4$, $y_2 = \sqrt{7}/4$, which are given by

$$\begin{aligned}
 v_1 &= (-8, 0, 0, 0) \\
 v_2 &= (3, \sqrt{7}, -1, -3\sqrt{7}) \\
 v_3 &= (0, 0, -6, -2\sqrt{7}) \\
 v_5 &= (-1/2, -3\sqrt{7}/2, -1/2, -3\sqrt{7}/2) \text{ ,} \\
 v_{10} &= (-5, \sqrt{7}, 5, -\sqrt{7}) \\
 v_{11} &= (-9/2, 5\sqrt{7}/2, -1/2, -3\sqrt{7}/2)
 \end{aligned}$$

and the claim of the proposition follows from explicit rank computations.

The tangent vectors to the intersection are given by

$$\begin{aligned}
 u_1 &= (0, 8/3, -\sqrt{7}/3, 1) \\
 u_2 &= (0, 0, -3\sqrt{7}, 1) \text{ ,} \\
 u_3 &= (-2\sqrt{7}/3, -2/3, -\sqrt{7}/3, 1)
 \end{aligned}$$

and one easily checks that any curve tangent to these vectors must exit the polyhedron in a transvers fashion, more specifically, the exited bisectors are given in Table 6. \square

vector	tangent to	exit in + direction	exit in - direction
u_1	1, 2, 3, 10	11	5
u_2	1, 2, 5, 11	3	10
u_3	3, 5, 10, 11	1	2

TABLE 6. Each direction tangent vector u_k to a non-transverse quadruple intersection at p_2 exits the polyhedron; in the last two columns we list the two half spaces it exits (transversely) in the $\pm u_k$ direction.

6. SIDE PAIRINGS

6.1. **Faces paired by G_2 .** We now justify the fact that G_2^{-1} defines an isometry between the faces for G_2 and G_2^{-1} . On the level of 2-faces, this follows from the following.

Proposition 6.1. *The isometry G_2^{-1} maps*

- (1) G_3p_0 to $G_1^{-1}G_3p_0$;
- (2) $G_1^{-3}G_3^{-1}p_0$ to $G_1G_3^{-1}p_0$;
- (3) $G_1^{-1}G_3p_0$ to $G_1^{-1}G_2^{-1}p_0$;
- (4) $G_1^{-1}G_2p_0$ to $G_3^{-1}p_0$;
- (5) $G_1^{-2}G_3^{-1}p_0$ to $G_1G_2^{-1}p_0$;
- (6) $G_1G_2p_0$ to G_3p_0 ;
- (7) $G_1^{-1}G_2^{-1}p_0$ to $G_1G_2p_0$;
- (8) $G_1^{-2}G_2^{-1}p_0$ to $G_1^2G_2p_0$.

Proof: We show a slightly stronger statement, namely in order to show that $G_2^{-1}gp_0 = hp_0$, we will exhibit $h^{-1}G_2^{-1}g$ as an explicit power of G_1 .

The result follows from the presentation of the group (strictly speaking, they only depend on the relations we know to hold, not on the fact that this really gives a presentation). For the sake of brevity, we use word notation.

- (1) $\bar{3}\bar{1}\bar{2}\bar{3} = \bar{2}\bar{1}\bar{2}\bar{1}\bar{2}\bar{2}\bar{1}\bar{2} = \bar{2}\bar{1}\bar{2}\bar{1}\bar{2} = 1$;
- (2) $\bar{3}\bar{1}\bar{2}\bar{1}^3\bar{3} = \bar{2}\bar{1}\bar{2} \cdot \bar{1}\bar{2}\bar{1}\bar{1}\bar{2}\bar{1} \cdot \bar{1} \cdot \bar{1}\bar{2}\bar{1}\bar{1}\bar{2}\bar{1} \cdot \bar{2} = \bar{2}(12121)(12121)1212 = \bar{2}^4\bar{1} = \bar{1}$;
- (3) $\bar{2}\bar{1}\bar{2}\bar{1}\bar{3} = \bar{2}\bar{1}\bar{2}\bar{1}\bar{2}\bar{1}\bar{2} = \bar{1}$;
- (4) $\bar{3}\bar{2}\bar{1}\bar{2} = Id$;
- (5) $\bar{2}\bar{1}\bar{2}\bar{1}^2\bar{3} = 2(\bar{1}\bar{2}\bar{1})^2\bar{2} = 2(121)2 = \bar{1}$;
- (6) $\bar{3}\bar{2}\bar{1}\bar{2} = Id$;
- (7) $\bar{2}\bar{1}\bar{2}\bar{1}\bar{2} = 1$;
- (8) $\bar{2}\bar{1}^2\bar{2}\bar{1}^2\bar{2} = 1^2$.

□

On the level of vertices, we have

- $G_2^{-1}p_2 = p_2$;
- $G_2^{-1}p_{\bar{1}\bar{2}\bar{1}} = p_{\bar{3}\bar{2}\bar{3}}$;
- $G_2^{-1}p_{\bar{2}\bar{1}\bar{3}} = p_{\bar{2}\bar{3}\bar{3}}$;
- $G_2^{-1}p_{\bar{1}\bar{2}\bar{1}^2} = p_{\bar{3}\bar{2}\bar{3}^2} = p_{\bar{1}\bar{2}\bar{1}}$.

6.2. **Faces paired by G_3 .** The corresponding statement about the side-pairing map for the other two base faces is the following.

Proposition 6.2. *The isometry G_3^{-1} maps*

- (1) G_2p_0 to $G_1^{-1}G_3^{-1}p_0$;
- (2) $G_2^{-1}p_0$ to $G_2^{-1}p_0$;
- (3) $G_1G_2p_0$ to $G_1^2G_2p_0$;
- (4) $G_1G_2^{-1}p_0$ to $G_1G_3^{-1}p_0$;
- (5) $G_1G_3p_0$ to $G_1^3G_2p_0$;

(6) $G_1^{-1}G_3p_0$ to $G_1^{-1}G_2^{-1}p_0$.

Proof:

- (1) follows from $3\bar{1}\bar{3}2 = \bar{2}1\bar{2}1\bar{2}\bar{1}\bar{2}\bar{2} = \bar{2}(\bar{2}\bar{1}\bar{2})^2\bar{2} = 1$;
- (2) follows from $2\bar{3}\bar{2} = 2\bar{2}\bar{1} = 1$;
- (3) follows from $\bar{2}\bar{1}^2\bar{3}1\bar{2} = \bar{2}\bar{1}(212)^2 = \bar{2}\bar{1}\bar{2}\bar{1}\bar{2} = 1$;
- (4) follows from $3\bar{1}\bar{3}\bar{1}\bar{2} = Id$;
- (5) follows from $\bar{2}\bar{1}^3\bar{3}1\bar{3} = \bar{2}\bar{1}\bar{1} \cdot \bar{1}\bar{2}\bar{1} \cdot 212 \cdot 2212 = \bar{2}\bar{1}(212)^2 = \bar{2}\bar{1}\bar{2}\bar{1}\bar{2} = 1$;
- (6) follows from $21\bar{3}\bar{1}\bar{3} = 21\bar{2}\bar{1}\bar{2}\bar{1}\bar{2}12 = 21\bar{2}\bar{1}22\bar{2}\bar{1}\bar{2}12 = (21212)^3 = \bar{1}^2$.

□

On the level of vertices, we have

- $G_3^{-1}p_2 = p_{\bar{3}2\bar{3}}$;
- $G_3^{-1}p_{12\bar{1}} = p_{1^3\bar{2}}$.

The last equality holds because

$$\bar{3}1\bar{2}\bar{1}\bar{3} = \bar{2}\bar{1}\bar{2}1\bar{2}\bar{1}\bar{2}12 = 1(212)^3112 = 1^3\bar{2}.$$

7. RIDGE CYCLES

Because of Giraud's theorem, the ridge cycles automatically satisfy the hypotheses of the Poincaré polyhedron theorem. In particular, we get the following:

Theorem 7.1. *D is a fundamental domain for the action of cosets of $\langle G_1 \rangle$ in Γ . In particular, $D = F$ (see Theorem 5.1).*

Every ridge cycle is equivalent to one of the cycles listed in Table 7 (equivalent means that we allow shifting within the cycle, and also conjugation by a power of G_1). We list the cycle until we come back to the image of the initial ridge under a power G_1^k (in that case we close up the cycle by G_1^{-k}).

$2 \cap 3 \xrightarrow{\bar{2}} \bar{1}3\bar{1} \cap \bar{2} \xrightarrow{\bar{1}\bar{3}\bar{1}} \bar{3} \cap \bar{1}\bar{3}\bar{1} \xrightarrow{3} 2 \cap 3$	$2 = [3, \bar{1}]$
$2 \cap \bar{1}^3\bar{3}1^3 \xrightarrow{\bar{2}} 1\bar{3}\bar{1} \cap \bar{2} \xrightarrow{1\bar{3}\bar{1}} 3 \cap 1\bar{3}\bar{1} \xrightarrow{\bar{3}} 1^3\bar{2}\bar{1}^3 \cap \bar{3}$	$\bar{1}^3\bar{3}1\bar{3}\bar{1}\bar{2} = id$
$2 \cap \bar{1}\bar{3}\bar{1} \xrightarrow{\bar{2}} \bar{1}\bar{2}\bar{1} \cap \bar{2} \xrightarrow{\bar{1}\bar{2}\bar{1}} \bar{1}^3\bar{3}1^3 \cap \bar{1}\bar{2}\bar{1} \xrightarrow{\bar{1}^3\bar{3}1^3} \bar{1}^2\bar{2}1^2 \cap \bar{1}^3\bar{3}1^3$	$\bar{1}\bar{3}\bar{1}^2\bar{2}\bar{1}\bar{2} = id$
$2 \cap \bar{1}\bar{2}\bar{1} \xrightarrow{\bar{2}} \bar{3} \cap \bar{2} \xrightarrow{3} \bar{2} \cap 3 \xrightarrow{2} 1\bar{2}\bar{1} \cap 2$	$12 = 23$
$2 \cap \bar{1}\bar{2}\bar{1} \xrightarrow{\bar{2}} 1\bar{2}\bar{1} \cap \bar{2}$	$(12)^3$
$2 \cap \bar{1}^2\bar{2}1^2 \xrightarrow{\bar{2}} 1^2\bar{2}\bar{1}^2 \cap \bar{2}$	$(121)^3$

TABLE 7. Ridge cycles, and the corresponding relation in the group.

Using the relations

$$12 = 23, \quad (12)^3 = (121)^3 = id,$$

the other relations give $2^4 = id$. Indeed, $\bar{1}^3\bar{3}\bar{1}\bar{3}\bar{1}\bar{2} = id$ gives

$$id = \bar{1}^2\bar{3}\bar{1}\bar{3}\bar{1}\bar{2}\bar{1} = \bar{1}^2\bar{2}\bar{1}\bar{2} \cdot \bar{1}\bar{2}\bar{1}\bar{2} \cdot \bar{1}\bar{2}\bar{1} = \bar{1}(121)^2 2\bar{1}\bar{2}\bar{1}\bar{2}(121)^2 = 2\bar{1}\bar{2}^3 12\bar{1} = 21(\bar{2}^4)\bar{1}\bar{2}.$$

It is easy to check that the above set of relations is actually *equivalent* to

$$12 = 23, \quad (12)^3 = (121)^3 = 2^4 = id.$$

We summarize the above discussion in the following:

Theorem 7.2. *The group Γ has a presentation given by*

$$\langle G_1, G_2, G_3 \mid G_2 = [G_3, G_1^{-1}], G_1 G_2 = G_2 G_3, G_2^4 = id, (G_1 G_2)^3 = id, (G_2 G_1 G_2)^3 = id \rangle$$

8. TOPOLOGY OF THE MANIFOLD AT INFINITY

In this section, we prove that $\Gamma \backslash \Omega$ is indeed homeomorphic to the figure eight knot complement. This was already proved in [7] using a very different fundamental domain for the action of the group.

We write F for the Ford domain for Γ , E for $\partial_\infty F$, and C for ∂E . By construction F , E and C are all G_1 -invariant.

We will use Heisenberg coordinates (z, t) for $\partial\mathbf{H}_\mathbb{C}^2 \setminus \{p_\infty\}$, see section 5.2. In these coordinates, the action of G_1 is given by

$$(27) \quad G_1(z, t) = (z - 1, t + \Im(z)).$$

It follows from the results in section 5.1 that C is tiled by hexagons, and that there are four orbits of these hexagons under the action of G_1 . We need a bit more information about the identifications on these hexagons, namely we need

- The incidence relations between various hexagons, and
- The identifications on C given by side-pairing maps.

The incidence relations follow immediately from the results in section 5.1, we summarize it in Figure 5.

The union U of the four hexagons labelled 1,2,3,4 is embedded in C , and the action of G_1 induces identifications on ∂U . We denote by \sim the corresponding equivalence relation on U ; it is easy to check that U/\sim is a torus.

We get the following result.

Proposition 8.1. *C is an unknotted topological cylinder, and E is the region exterior to C .*

Proof: It follows from the fact that C is invariant under the action of G_1 that it is an unknotted cylinder in $\mathbb{C} \times \mathbb{R}$ (it is a \mathbb{Z} -covering of $C/\langle G_1 \rangle$). In fact, the real axis gives a core curve for the solid cylinder bounded by C . In view of G_1 -invariance, it is enough to check that the interval $[0, 1]$ on the x -axis is outside E . This is readily checked, in fact this interval is actually completely inside the spinal sphere \mathcal{S}_1 . \square

The identifications in C come from side pairings, which are described in section 6. Figures 3 and 4 contain a list of vertices, which are uniquely determined by the list of faces they are on (in fact they are on precisely three bisectors).

For instance, there is a vertex on $b_1 \cap b_3 \cap G_1(b_1)$. By Proposition 6.1, G_2^{-1} maps this to the vertex on $b_2 \cap b_3 \cap G_1^{-1}b_3$. The vertex on $b_1 \cap b_3 \cap G_1^{-1}(b_3)$ is mapped to the vertex on $b_2 \cap G_1^{-1}(b_2) \cap G_1^{-1}b_3$. The image of these two points determine the image of the entire hexagon on b_1 (in Figure 5, the map flips the orientation of the hexagon).

By doing similar verifications, one checks that the identification pattern on the hexagons on $\mathcal{S}_1, \dots, \mathcal{S}_4$ is the same as the one for the Ford domain of the holonomy of the real hyperbolic structure on the figure eight knot complement, see Figure 2.

Now since the exterior of C is homeomorphic to $C \times [0, +\infty[$ (in a G_1 -equivariant way), we get:

Corollary 8.2. $\Gamma \setminus E$ is homeomorphic to the figure eight knot complement.

9. STABILITY OF THE COMBINATORICS

The first remark is that distinct bounding bisectors for the Ford domain for the unipotent solution are never cospinal, and as a consequence the intersections $\widehat{\gamma}_1 \cap \widehat{\gamma}_2$ are uniquely determined by the triple $p_0, \gamma_1 p_0, \gamma_2 p_0$. Of course, this property will hold for all values of the twist parameter of G_1 .

Now every point of an open 2-face is on precisely two bounding bisectors, and that intersection is transverse. In other words, every open 2-face will survive in small perturbations.

A similar remark holds for 1-faces, namely no 1-face of the Ford domain for the boundary unipotent case is contained in a geodesic. In fact every point on an open 1-face is on precisely three bounding bisectors, and these intersect transversely as well.

The only issue is to analyze vertices. The ideal vertices are simple, since they are defined as the intersection of four hypersurfaces (three bounding bisectors and the boundary of the ball) that intersect transversely.

The finite vertices are on more than four bounding bisectors, but they are also fixed by elliptic elements in the group. In fact, we already justified that they stayed on the same bisectors for small deformations, see section 4.2, more specifically Lemmas 4.2 and 4.3. The transversality statement of Proposition 5.17 will remain true for small perturbations as well.

This implies that the combinatorics stay stable in small deformations.

10. STABILITY OF THE SIDE PAIRING

Let $F^{(0)}$ be the Ford domain for the boundary unipotent group, and $F^{(t)}$ the one for the twist parabolic group corresponding to parameter t .

The proof that $F^{(0)}$ has side-pairings relies on the determination of the precise combinatorics, and also of the group relations. By the previous section, the combinatorics are stable, and by Proposition 4.1, the relations hold throughout the deformation. The proof of Propositions 6.1 and 6.2 then shows that $F^{(t)}$ has side-pairings, at least for small values of t .

The verification that the Ford domain for the boundary unipotent group satisfies the hypotheses of the Poincaré polyhedron theorem is given in section 7. Since all intersections of bounding bisectors are Giraud disks, the cycle condition is a direct consequence of the existence of pairings.

Let Γ_t denote the image of ρ_t . We now get:

Theorem 10.1. *There exists a $\delta > 0$ such that whenever $|t| < \delta$, Γ_t is discrete with non-empty domain of discontinuity, and its manifold at infinity is homeomorphic to the figure eight knot complement. Moreover, still for $|t| < \delta$, Γ_t has the presentation*

$$\langle G_1, G_2, G_3 \mid G_2 = [G_3, G_1^{-1}], G_1 G_2 = G_2 G_3, G_2^4 = id, (G_1 G_2)^3 = id, (G_2 G_1 G_2)^3 = id \rangle.$$

REFERENCES

- [1] S. Anan'in, C. H. Grossi, and N. Gusevskii. Complex hyperbolic structures on disc bundles over surfaces. *Int. Math. Res. Not. IMRN*, 19:4295–4375, 2011.
- [2] S. Basu, R. Pollack, and M.-F. Roy. *Algorithms in real algebraic geometry*, volume 10 of *Algorithms and Computation in Mathematics*. Springer-Verlag, Berlin, second edition, 2006.
- [3] N. Bergeron, E. Falbel, and A. Guilloux. Tetrahedra of flags, volume and homology of $SL(3)$. *Geom. Topol.*, 18:1911–1971, 2014.
- [4] H. Cohen. *A course in computational algebraic number theory*, volume 138 of *Graduate Texts in Mathematics*. Springer-Verlag, Berlin, 1993.
- [5] M. Deraux. On spherical CR uniformization of 3-manifolds. To appear in *Exp. Math.*, arXiv:1410.0659.
- [6] M. Deraux. Deforming the \mathbb{R} -Fuchsian (4,4,4)-triangle group into a lattice. *Topology*, 45:989–1020, 2006.
- [7] M. Deraux and E. Falbel. Complex hyperbolic geometry of the figure eight knot. *Geom. Topol.*, 19:237–293, 2015.
- [8] M. Deraux, J. R. Parker, and J. Paupert. New non-arithmetic complex hyperbolic lattices. To appear in *Invent. Math.*, arXiv:1401.0308.
- [9] E. Falbel. A spherical CR structure on the complement of the figure eight knot with discrete holonomy. *J. Differential Geom.*, 79(1):69–110, 2008.
- [10] E. Falbel, A. Guilloux, P.-V. Koseleff, F. Rouillier, and M. Thistlethwaite. Character varieties for $SL(3, \mathbb{C})$: the figure eight knot. In preparation.
- [11] E. Falbel, P.-V. Koseleff, and F. Rouillier. Representations of fundamental groups of 3-manifolds into $PGL(3, \mathbb{C})$: exact computations in low complexity. *Geom. Dedicata*, 2014.
- [12] G. Giraud. Sur certaines fonctions automorphes de deux variables. *Ann. Sci. École Norm. Sup.*, 38:43–164, 1921.
- [13] W. M. Goldman. Conformally flat manifolds with nilpotent holonomy and the uniformization problem for 3-manifolds. *Trans. Amer. Math. Soc.*, 278(2):573–583, 1983.
- [14] W. M. Goldman. *Complex Hyperbolic Geometry*. Oxford Mathematical Monographs. Oxford University Press, 1999.
- [15] W. M. Goldman, M. Kapovich, and B. Leeb. Complex hyperbolic manifolds homotopy equivalent to a Riemann surface. *Comm. Anal. Geom.*, 9(1):61–95, 2001.
- [16] W. M. Goldman and J. Parker. Dirichlet polyhedra for dihedral groups acting on complex hyperbolic space. *J. of Geom. Analysis*, 2:517–554, 1992.
- [17] Y. Kamishima and T. Tsuboi. CR-structures on Seifert manifolds. *Invent. Math.*, 104(1):149–163, 1991.
- [18] J. R. Parker. *Complex Hyperbolic Kleinian Groups*. Cambridge University Press, In preparation.
- [19] J. R. Parker and I. D. Platis. Open sets of maximal dimension in complex hyperbolic quasi-Fuchsian space. *J. Differential Geom.*, 73(2):319–350, 2006.

- [20] J. R. Parker and P. Will. A complex hyperbolic Riley slice. in preparation.
- [21] R. Riley. A quadratic parabolic group. *Math. Proc. Cambridge Philos. Soc.*, 77:281–288, 1975.
- [22] R. Riley. Nonabelian representations of 2-bridge knot groups. *Quart. J. Math. Oxford Ser. (2)*, 35(138):191–208, 1984.
- [23] F. Rouillier. Solving zero-dimensional polynomial systems through the rational univariate representation. Technical report, INRIA, 1998.
- [24] R. E. Schwartz. Degenerating the complex hyperbolic ideal triangle groups. *Acta Math.*, 186(1):105–154, 2001.
- [25] R. E. Schwartz. Complex hyperbolic triangle groups. In *Proceedings of the International Congress of Mathematicians, Vol. II (Beijing, 2002)*, pages 339–349, Beijing, 2002. Higher Ed. Press.
- [26] R. E. Schwartz. Real hyperbolic on the outside, complex hyperbolic on the inside. *Inv. Math.*, 151(2):221–295, 2003.
- [27] R. E. Schwartz. *Spherical CR geometry and Dehn surgery*, volume 165 of *Annals of Mathematics Studies*. Princeton University Press, 2007.
- [28] D. Toledo. Representations of surface groups in complex hyperbolic space. *J. Diff. Geom.*, 29:125–133, 1989.
- [29] P. Will. The punctured torus and Lagrangian triangle groups in $PU(2, 1)$. *J. Reine Angew. Math.*, 602:95–121, 2007.